

FEEDBACK ANALYSIS REPORT

2021- 2022

ANALYSIS OF ALUMNI FEEDBACK FORM ON CURRICULUM

(2021-2022)

1. Depth of Curriculum

Respondents	Excellent	Very Good	Good	Satisfactory	Poor
No. of Respondents	9	24	9	----	----
Percentage	21.42	57.14	21.42	----	----

2. Relevance of the curriculum with Higher studies

Respondents	Excellent	Very Good	Good	Satisfactory	Poor
No. Of Respondents	7	20	13	2	----
Percentage	16.66	47.61	30.95	4.76	----

3. Relevance of the curriculum with respect to your current job

Respondents	Excellent	Very Good	Good	Satisfactory	Poor
No. Of Respondents	6	24	10	2	----
Percentage	14.28	57.14	23.80	4.76	----

4. The reliability of curriculum with real life situations

Respondents	Excellent	Very Good	Good	Satisfactory	Poor
No. Of Respondents	4	23	14	1	----
Percentage	9.52	54.76	33.33	2.38	----

5. Availability of reference books and their utility in curriculum

Respondents	Excellent	Very Good	Good	Satisfactory	Poor
No. Of Respondents	16	18	8	----	----
Percentage	38.09	42.85	19.04	----	----

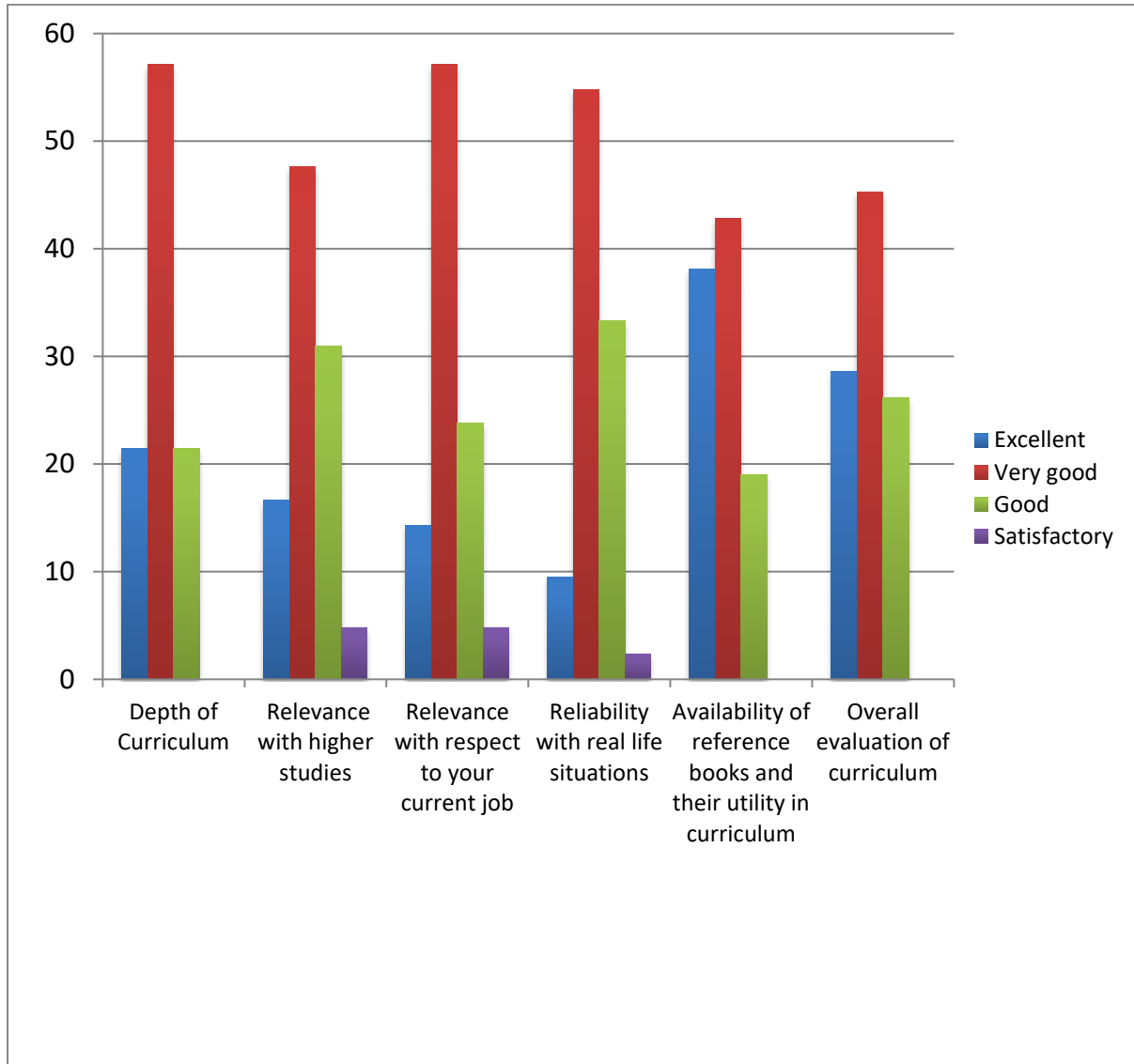
6. Overall evaluation of curriculum

Respondents	Excellent	Very Good	Good	Satisfactory	Poor
No. Of Respondents	12	19	11	----	----
Percentage	28.57	45.23	26.19	----	----

Total Respondents = 42

ANALYSIS OF ALUMNI FEEDBACK FORM ON CURRICULUM

(2021-2022)



ANALYSIS OF STUDENTS FEEDBACK FORM ON CURRICULUM

(2021-2022)

BSc.

1. Depth of syllabus content is

Respondents	Excellent	Very Good	Good	Satisfactory	Poor
No. of Respondents	24	22	8	4	2
Percentage	40	36.66	13.33	6.66	3.33

2. Whether syllabus is carrier oriented

Respondents	Excellent	Very Good	Good	Satisfactory	Poor
No. of Respondents	12	24	14	8	2
Percentage	20	40	23.33	13.33	3.33

3. How do you rate sequence of units in the Syllabus

Respondents	Excellent	Very Good	Good	Satisfactory	Poor
No. of Respondents	12	20	16	12	----
Percentage	20	33.33	26.66	20	----

4. The reliability of curriculum with real life situations

Respondents	Excellent	Very Good	Good	Satisfactory	Poor
No. of Respondents	10	16	14	18	2
Percentage	16.66	26.66	23.33	30	3.33

5. What is your opinion about the library holdings for the course

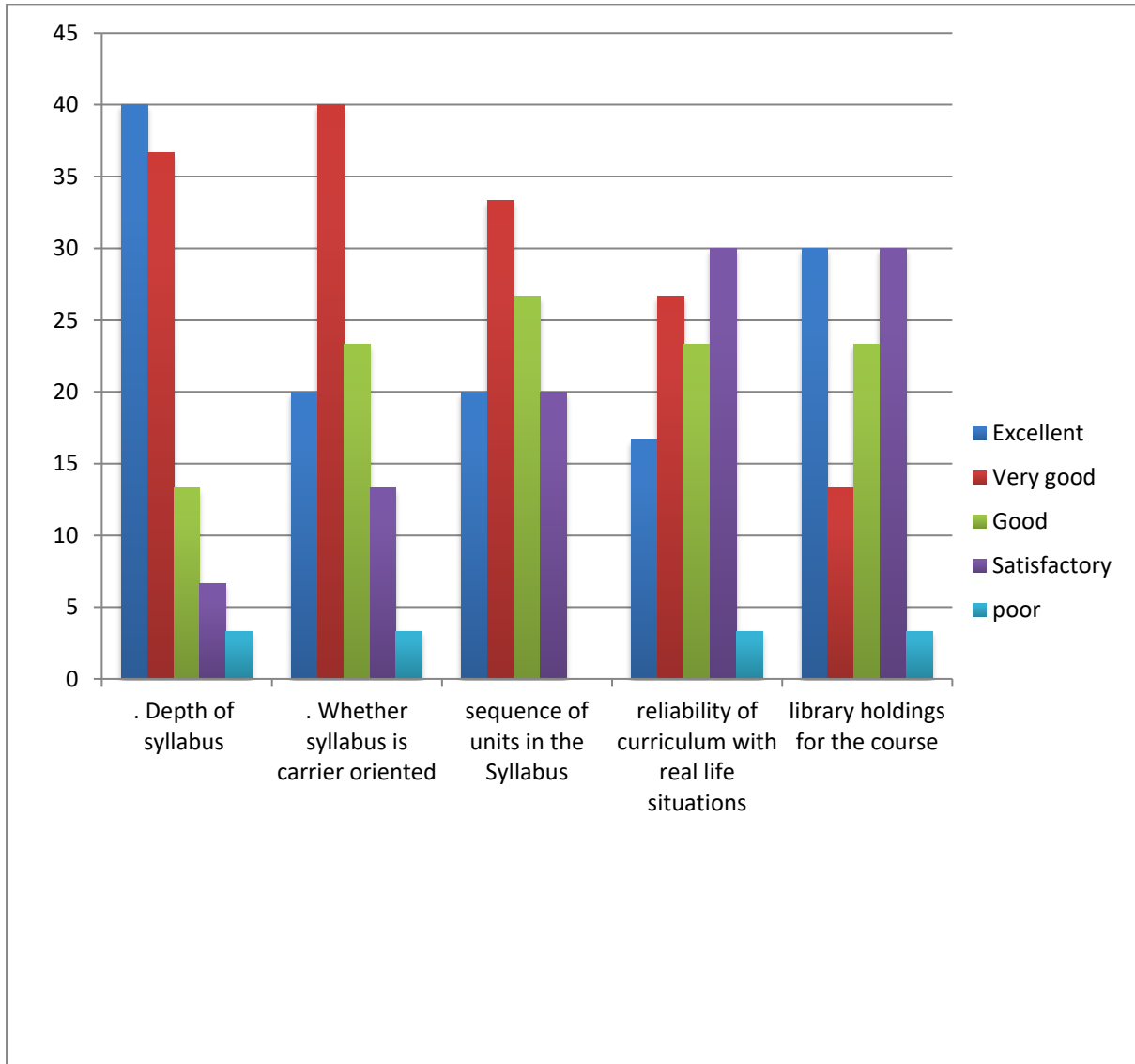
Respondents	Excellent	Very Good	Good	Satisfactory	Poor
No. of Respondents	18	8	14	18	2
Percentage	30	13.33	23.33	30	3.33

Total Respondents = 60

ANALYSIS OF STUDENTS FEEDBACK FORM ON CURRICULUM

(2021-2022)

BSc.



ANALYSIS OF STUDENTS FEEDBACK FORM ON CURRICULUM

(2021-2022)

BA

1. Depth of syllabus content is

Respondents	Excellent	Very Good	Good	Satisfactory	Poor
No. of Respondents	8	15	10	----	----
Percentage	24.24	45.45	30.30	----	----

2. Whether syllabus is carrier oriented

Respondents	Excellent	Very Good	Good	Satisfactory	Poor
No. of Respondents	3	19	11	----	----
Percentage	9.09	57.57	33.33	----	----

3. How do you rate sequence of units in the Syllabus

Respondents	Excellent	Very Good	Good	Satisfactory	Poor
No. of Respondents	4	5	23	1	----
Percentage	12.12	15.15	69.69	3.03	----

4. The reliability of curriculum with real life situations

Respondents	Excellent	Very Good	Good	Satisfactory	Poor
No. of Respondents	5	7	20	1	----
Percentage	15.15	21.21	60.60	3.03	----

5. What is your opinion about the library holdings for the course

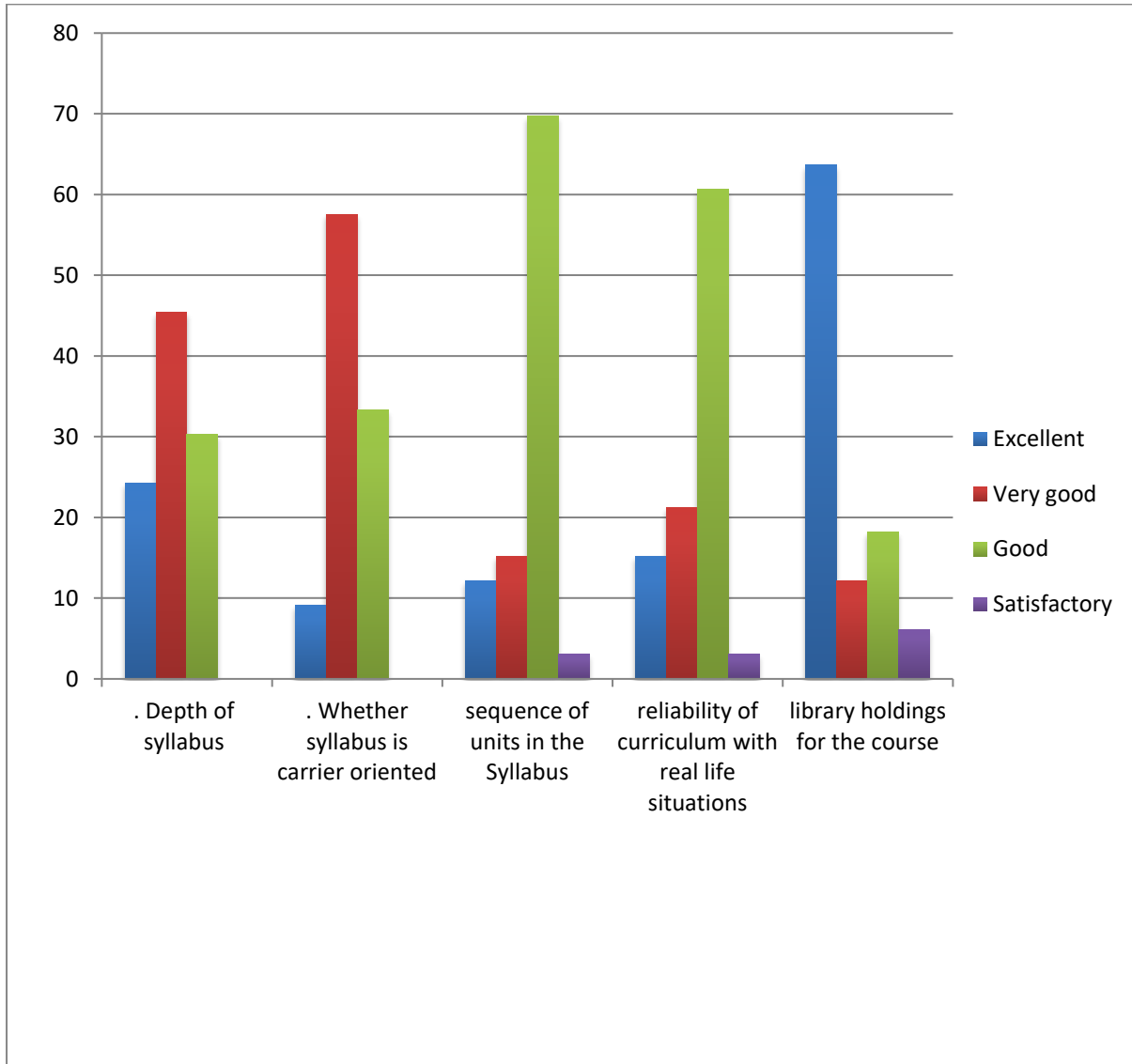
Respondents	Excellent	Very Good	Good	Satisfactory	Poor
No. of Respondents	21	4	6	2	----
Percentage	63.63	12.12	18.18	6.06	----

Total Respondents = 33

ANALYSIS OF STUDENTS FEEDBACK FORM ON CURRICULUM

(2021-2022)

BA



ANALYSIS OF STUDENTS FEEDBACK FORM ON CURRICULUM

(2021-2022)

BBA

1. Depth of syllabus content is

Respondents	Excellent	Very Good	Good	Satisfactory	Poor
No. of Respondents	41	27	3	3	---
Percentage	55.40	36.48	4.05	4.05	---

2. Whether syllabus is carrier oriented

Respondents	Excellent	Very Good	Good	Satisfactory	Poor
No. of Respondents	28	28	13	5	---
Percentage	37.83	37.83	17.56	6.75	---

3. How do you rate sequence of units in the Syllabus

Respondents	Excellent	Very Good	Good	Satisfactory	Poor
No. of Respondents	22	38	12	2	----
Percentage	29.72	51.35	16.21	2.70	----

4. The reliability of curriculum with real life situations

Respondents	Excellent	Very Good	Good	Satisfactory	Poor
No. of Respondents	19	25	25	5	---
Percentage	25.67	33.78	33.78	6.75	---

5. What is your opinion about the library holdings for the course

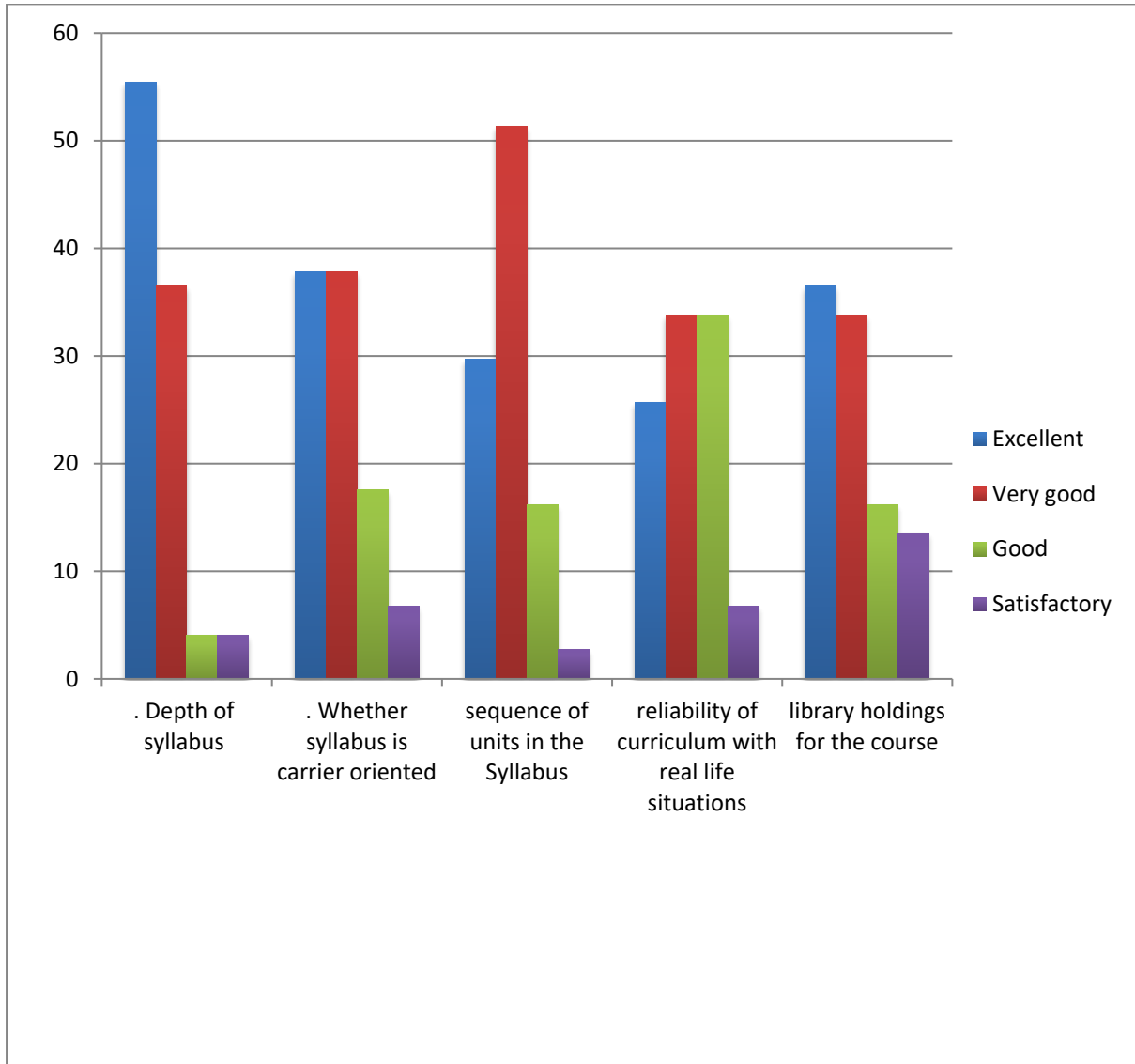
Respondents	Excellent	Very Good	Good	Satisfactory	Poor
No. of Respondents	27	25	12	10	----
Percentage	36.48	33.78	16.21	13.51	----

Total Respondents =74

ANALYSIS OF STUDENTS FEEDBACK FORM ON CURRICULUM

(2021-2022)

BBA



ANALYSIS OF STUDENTS FEEDBACK FORM ON CURRICULUM

(2021-2022)

BSW

1. Depth of syllabus content is

Respondents	Excellent	Very Good	Good	Satisfactory	Poor
No. of Respondents	15	18	6	4	----
Percentage	34.88	41.86	13.95	9.30	----

2. Whether syllabus is carrier oriented

Respondents	Excellent	Very Good	Good	Satisfactory	Poor
No. of Respondents	16	16	10	1	----
Percentage	37.20	37.20	23.25	2.32	----

3. How do you rate sequence of units in the Syllabus

Respondents	Excellent	Very Good	Good	Satisfactory	Poor
No. of Respondents	21	11	9	2	----
Percentage	48.83	25.58	20.93	4.65	----

4. The reliability of curriculum with real life situations

Respondents	Excellent	Very Good	Good	Satisfactory	Poor
No. of Respondents	23	5	12	3	----
Percentage	53.48	11.62	27.90	6.97	----

5. What is your opinion about the library holdings for the course

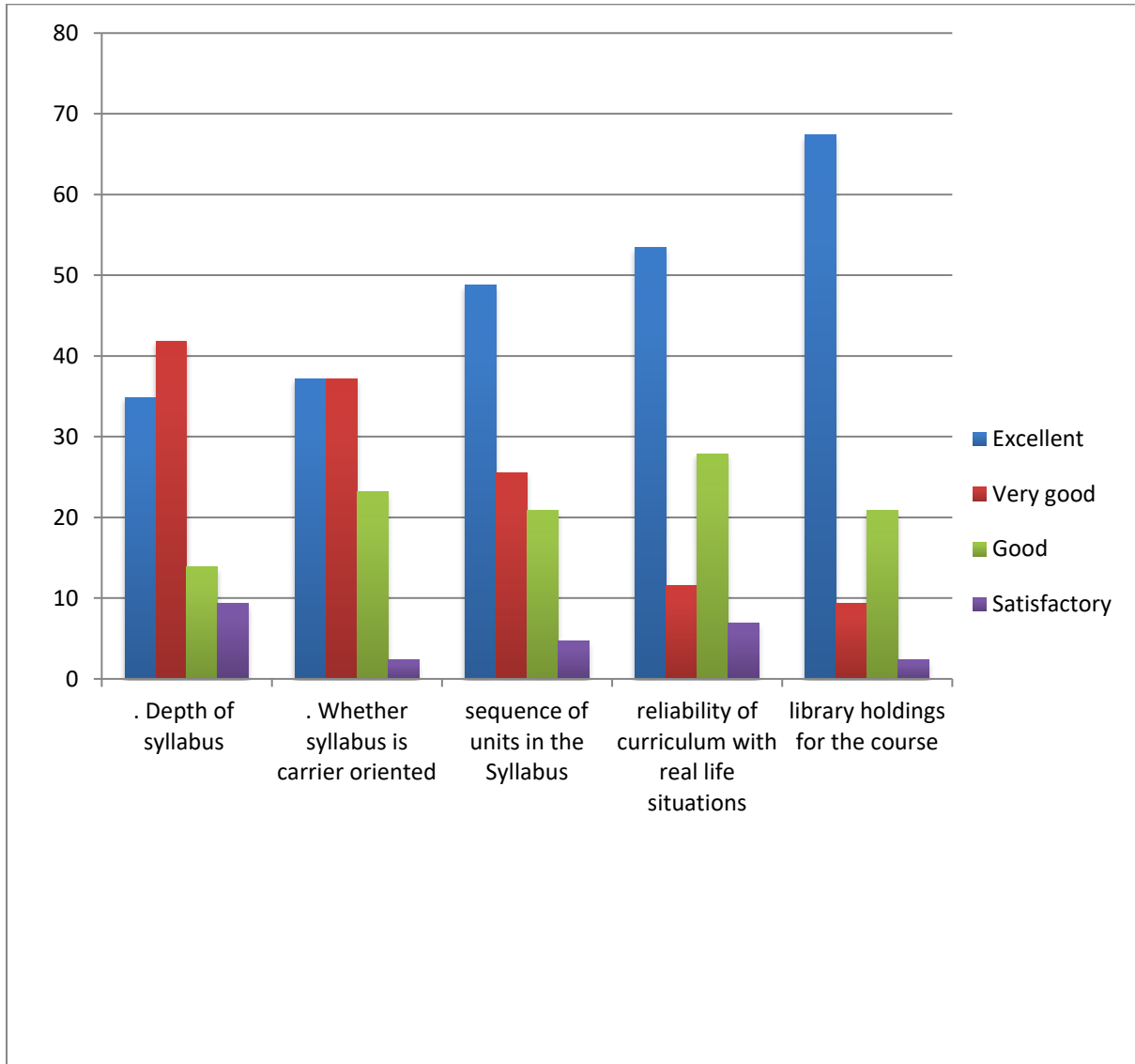
Respondents	Excellent	Very Good	Good	Satisfactory	Poor
No. of Respondents	29	4	9	1	----
Percentage	67.44	9.30	20.93	2.32	----

Total Respondents =43

ANALYSIS OF STUDENTS FEEDBACK FORM ON CURRICULUM

(2021-2022)

BSW



ANALYSIS OF STUDENTS FEEDBACK FORM ON CURRICULUM

(2021-2022)

BCom.

1. Depth of syllabus content is

Respondents	Excellent	Very Good	Good	Satisfactory	Poor
No. of Respondents	41	37	31	10	1
Percentage	34.16	30.83	25.83	8.33	0.83

2. Whether syllabus is carrier oriented

Respondents	Excellent	Very Good	Good	Satisfactory	Poor
No. of Respondents	34	40	35	10	1
Percentage	28.33	33.33	29.16	8.33	0.83

3. How do you rate sequence of units in the Syllabus

Respondents	Excellent	Very Good	Good	Satisfactory	Poor
No. of Respondents	29	40	31	18	2
Percentage	24.16	33.33	25.83	15	1.66

4. The reliability of curriculum with real life situations

Respondents	Excellent	Very Good	Good	Satisfactory	Poor
No. of Respondents	35	37	33	10	5
Percentage	29.16	30.83	27.5	8.33	4.16

5. What is your opinion about the library holdings for the course

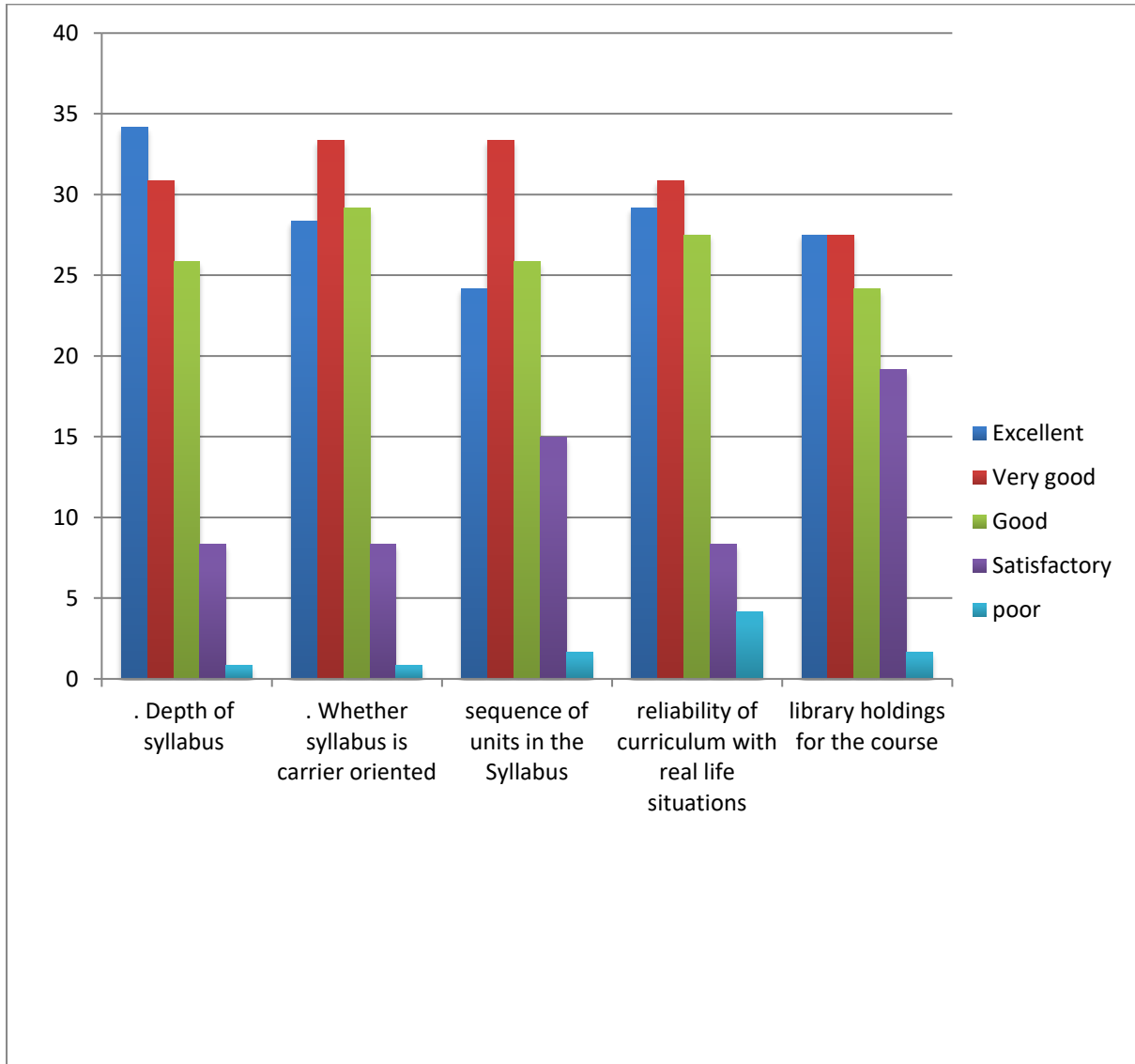
Respondents	Excellent	Very Good	Good	Satisfactory	Poor
No. of Respondents	33	33	29	23	2
Percentage	27.5	27.5	24.16	19.16	1.66

Total Respondents =120

ANALYSIS OF STUDENTS FEEDBACK FORM ON CURRICULUM

(2021-2022)

BCom.



ANALYSIS OF TEACHERS FEEDBACK FORM ON CURRICULUM

(2021-2022)

1. Depth of the course content including project work if any

Respondents	Very good	Good	Satisfactory	Unsatisfactory
No. Of Respondents	14	16	6	1
Percentage	37.83	43.24	16.21	2.7

2. Extent of coverage of course

Respondents	Very good	Good	Satisfactory	Unsatisfactory
No. Of Respondents	16	17	4	----
Percentage	43.24	45.94	10.81	----

3. Applicability/relevance to real life situations

Respondents	Very good	Good	Satisfactory	Unsatisfactory
No. Of Respondents	16	17	4	----
Percentage	43.24	45.94	10.81	

4. Learning value (in terms of knowledge, concepts, manual skills, analytical abilities and broadening perspectives)

Respondents	Very good	Good	Satisfactory	Unsatisfactory
No. Of Respondents	17	19	1	----
Percentage	45.94	51.35	2.7	----

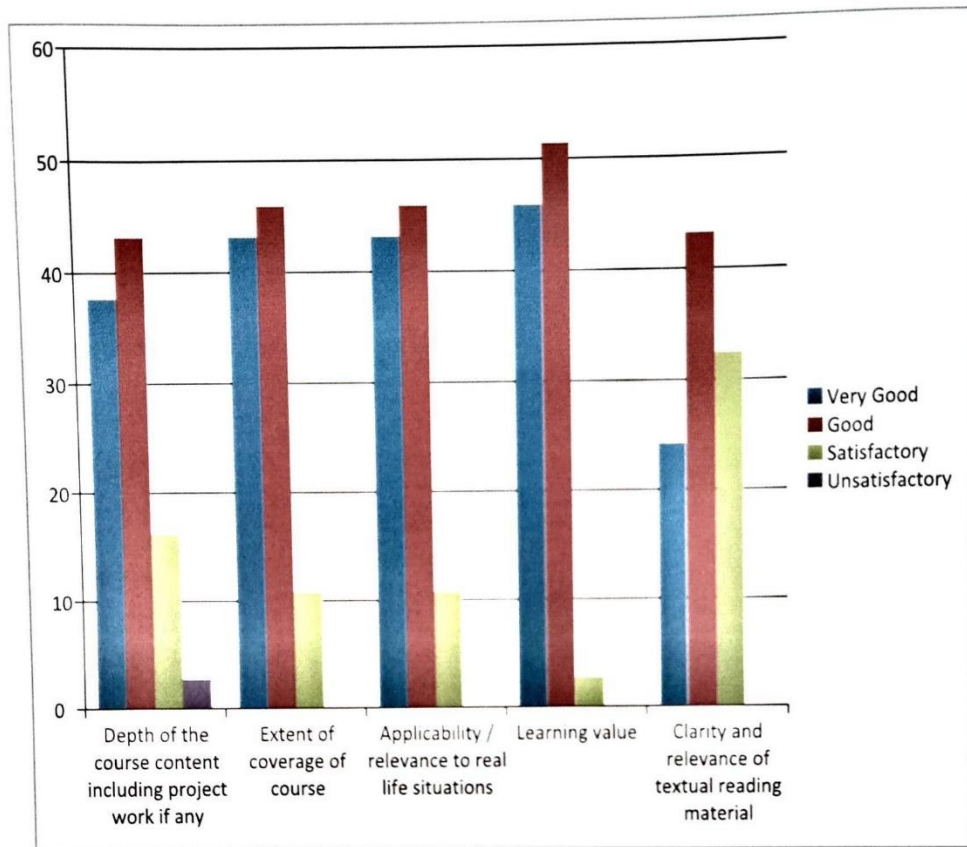
5. Clarity and relevance of textual reading material

Respondents	Very good	Good	Satisfactory	Unsatisfactory
No. Of Respondents	9	16	12	----
Percentage	24.32	43.24	32.43	----

Total Number of Respondents=37

ANALYSIS OF TEACHERS FEEDBACK FORM ON CURRICULUM

(2021-2022)



MM Babu
PRINCIPAL
NEHRU MEMORIAL COLLEGE
SULLIA D. K. 574 327