

ANALYSIS OF PARENTS FEEDBACK FORM

(2020-2021)

1. Quality of teaching offered by the college

Respondents	Un satisfactory	Satisfactory	Good	Very Good	Excellent
No. Of Respondents	1	8	76	55	10
Percentage	0.66	5.33	50.66	36.66	6.66

2. Discipline maintained by the college

Respondents	Un satisfactory	Satisfactory	Good	Very Good	Excellent
No. Of Respondents	----	12	82	41	15
Percentage	----	8	54.66	27.33	10

3. Examination system adopted by the college

Respondents	Un satisfactory	Satisfactory	Good	Very Good	Excellent
No. Of Respondents	1	11	73	47	18
Percentage	0.66	7.33	48.66	31.33	12

4. Knowledge and communication skills acquired by your ward after admission to our college

Respondents	Un satisfactory	Satisfactory	Good	Very Good	Excellent
No. Of Respondents	1	10	83	43	13
Percentage	0.66	6.66	55.33	28.66	8.66

5. Student Mentoring

Respondents	Un satisfactory	Satisfactory	Good	Very Good	Excellent
No. Of Respondents	-----	7	56	62	25
Percentage	-----	4.66	37.33	41.33	16.66

6. Infrastructural facilities (library, laboratory, internet facility and other campus facility)

Respodents	Un satisfactory	Satisfactory	Good	Very Good	Excellent
No. Of Respodents	----	5	68	56	21
Percentage	----	3.33	45.33	37.33	14

7. Student counselling & Guidance

Respodents	Un satisfactory	Satisfactory	Good	Very Good	Excellent
No. Of Respodents	----	8	65	60	17
Percentage	----	5.33	43.33	40	11.33

8. Encouragement to students for participation in co-curricular, Extracurricular activities and Sports

Respodents	Un satisfactory	Satisfactory	Good	Very Good	Excellent
No. Of Respodents	----	8	66	51	25
Percentage	----	5.33	44	34	16.66

9. Placement & career Guidance activity

Respodents	Un satisfactory	Satisfactory	Good	Very Good	Excellent
No. Of Respodents	5	21	74	41	9
Percentage	3.33	14	49.33	27.33	6

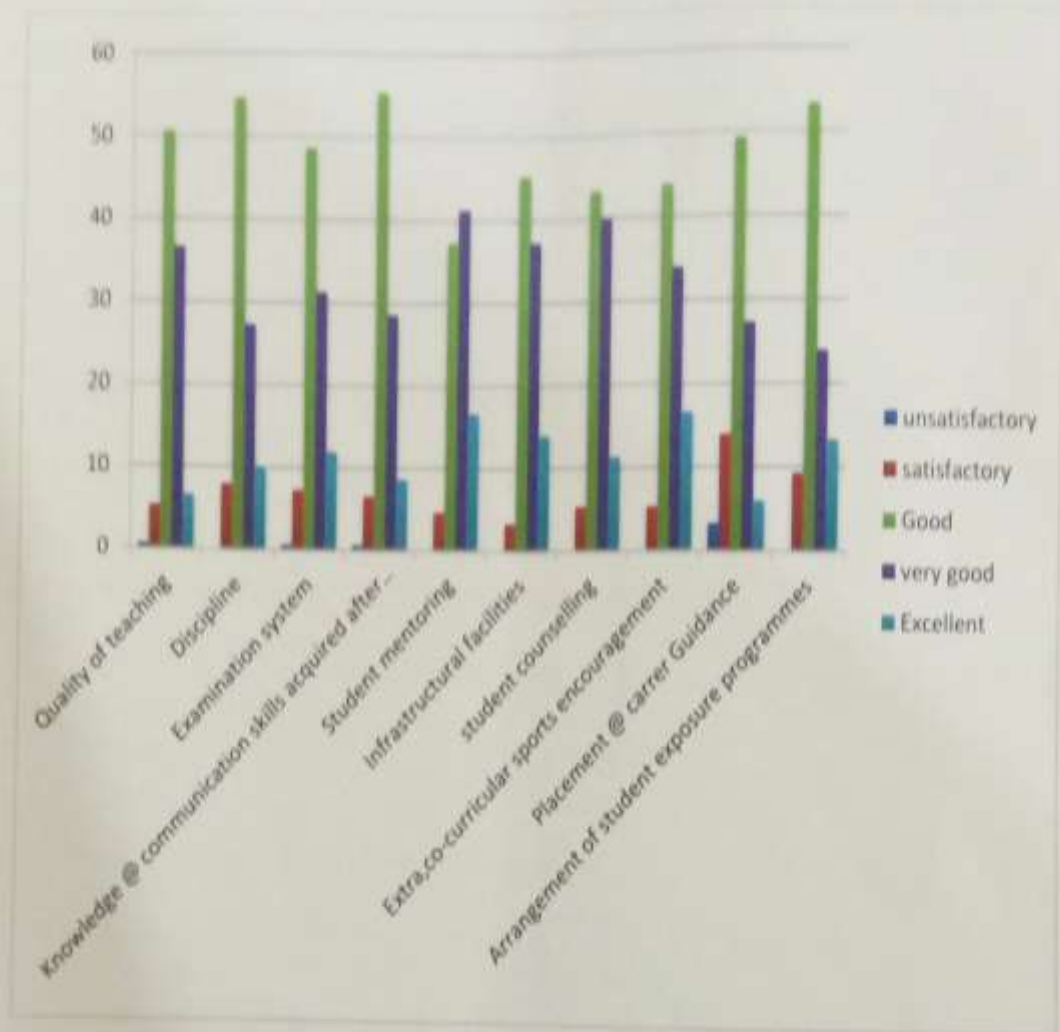
10. Programmes arranged by the college for student exposure

Respodents	Un satisfactory	Satisfactory	Good	Very Good	Excellent
No. Of Respodents	----	14	80	36	20
Percentage	----	9.33	53.33	24	13.33

Total Respondents - 150

ANALYSIS OF PARENTS FEEDBACK FORM

(2020-2021)



[Handwritten Signature]

PRINCIPAL
NEHRU MEMORIAL COLLEGE
SULLIA, D.K. - 574 327

ANALYSIS OF TEACHERS FEEDBACK FORM ON CURRICULUM

(2020-2021)

1. Depth of the course content including project work if any

Respodents	Very good	Good	Satisfactory	Unsatisfactory
No. Of Respodents	14	15	8	----
Percentage	37.83	40.54	21.62	----

2. Extent of coverage of course

Respodents	Very good	Good	Satisfactory	Unsatisfactory
No. Of Respodents	15	19	3	----
Percentage	40.54	51.35	8.1	----

3. Applicability/relevance to real life situations

Respodents	Very good	Good	Satisfactory	Unsatisfactory
No. Of Respodents	15	16	6	----
Percentage	40.54	43.24	16.21	----

4. Learning value (in terms of knowledge, concepts, manual skills, analytical abilities and broadening perspectives)

Respodents	Very good	Good	Satisfactory	Unsatisfactory
No. Of Respodents	17	16	4	----
Percentage	45.94	43.24	10.81	----

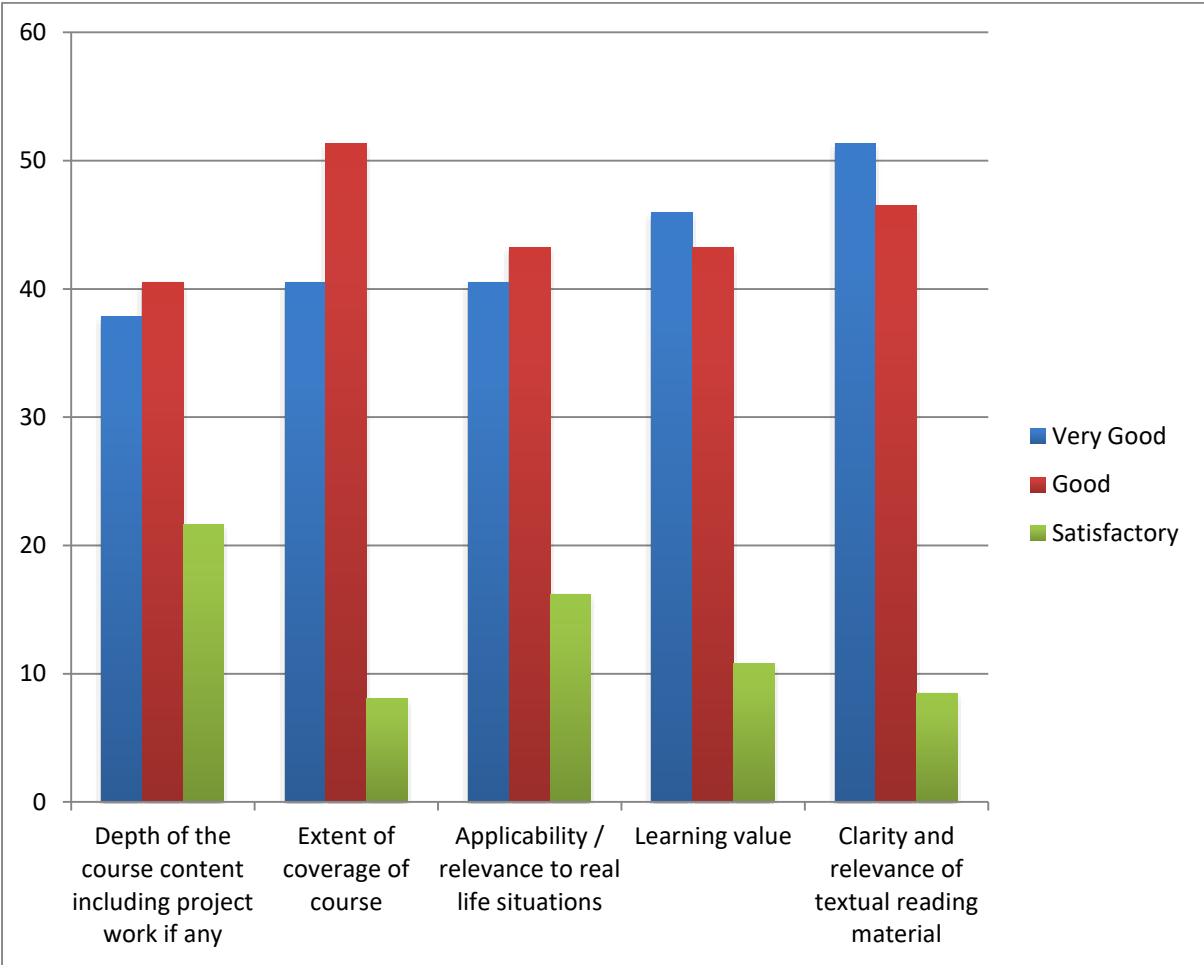
5. Clarity and relevance of textual reading material

Respodents	Very good	Good	Satisfactory	Unsatisfactory
No. Of Respodents	19	15	3	----
Percentage	51.35	46.54	8.1	----

Total Number of Respondents=37

ANALYSIS OF TEACHERS FEEDBAK FORM ON CURRICULUM

(2020-2021)



ANALYSIS OF ALUMNI FEEDBACK FORM ON CURRICULUM

(2020-2021)

1. Depth of Curriculum

Respodents	Excellent	Very Good	Good	Satisfactory	Poor
No. of Respodents	8	18	5	----	----
Percentage	25.80	58.06	16.12	----	----

2. Relevance of the curriculum with Higher studies

Respodents	Excellent	Very Good	Good	Satisfactory	Poor
No. Of Respodents	7	16	8	----	----
Percentage	22.58	51.61	25.80	----	----

3. Relevance of the curriculum with respect to your current job

Respodents	Excellent	Very Good	Good	Satisfactory	Poor
No. Of Respodents	4	19	6	2	----
Percentage	12.90	61.29	19.35	6.45	----

4. The reliability of curriculum with real life situations

Respodents	Excellent	Very Good	Good	Satisfactory	Poor
No. Of Respodents	5	16	10	----	----
Percentage	16.12	51.61	32.25	----	----

5. Availability of reference books and their utility in curriculum

Respodents	Excellent	Very Good	Good	Satisfactory	Poor
No. Of Respodents	11	12	7	1	----
Percentage	35.48	38.70	22.58	3.22	----

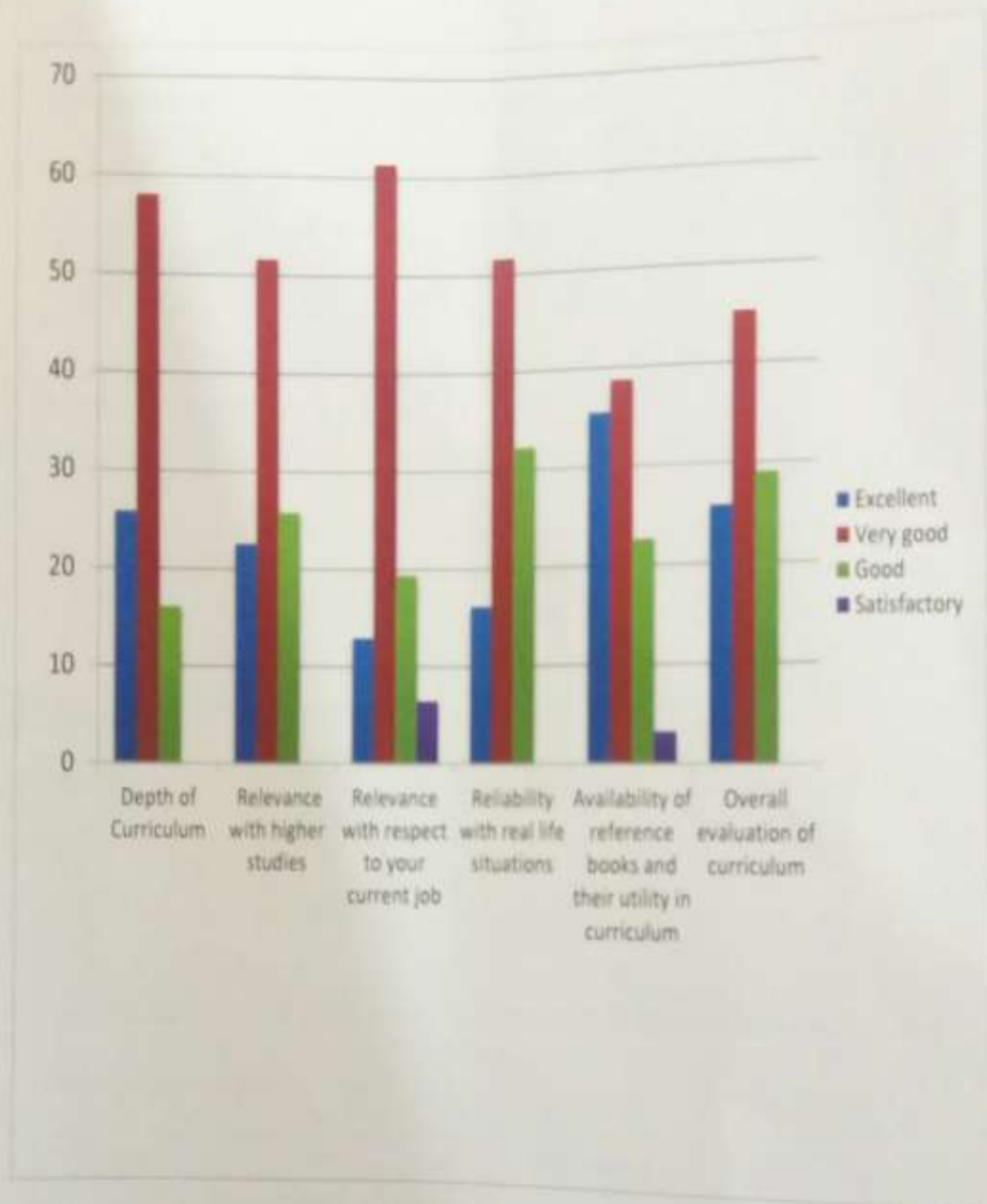
6. Overall evaluation of curriculum

Respodents	Excellent	Very Good	Good	Satisfactory	Poor
No. Of Respodents	8	14	9	----	----
Percentage	25.80	45.16	29.03	----	----

Total Respondents = 31

ANALYSIS OF ALUMNI FEEDBACK FORM ON CURRICULUM

(2020-2021)




PRINCIPAL
NEHRU MEMORIAL COLLEGE
SULLIA, D.K. - 574 327