

ANALYSIS OF STUDENTS FEEDBACK FORM ON CURRICULUM

(2019-2020)

MSW

1. Depth of syllabus content is

Respodents	Excellent	Very Good	Good	Satisfactory	Poor
No. Of Respodents	4	9	1	----	----
Percentage	28.57	64.28	7.14	----	----

2. Whether syllabus is carrier oriented

Respodents	Excellent	Very Good	Good	Satisfactory	Poor
No. Of Respodents	4	9	1	----	----
Percentage	28.57	64.28	7.14	----	----

3. How do you rate sequence of units in the Syllabus

Respodents	Excellent	Very Good	Good	Satisfactory	Poor
No. Of Respodents	6	7	1	----	----
Percentage	42.85	50	7.14	----	----

4. The reliability of curriculum with real life situations

Respodents	Excellent	Very Good	Good	Satisfactory	Poor
No. Of Respodents	6	7	1	----	----
Percentage	42.85	50	7.14	----	----

5. What is your opinion about the library holdings for the course

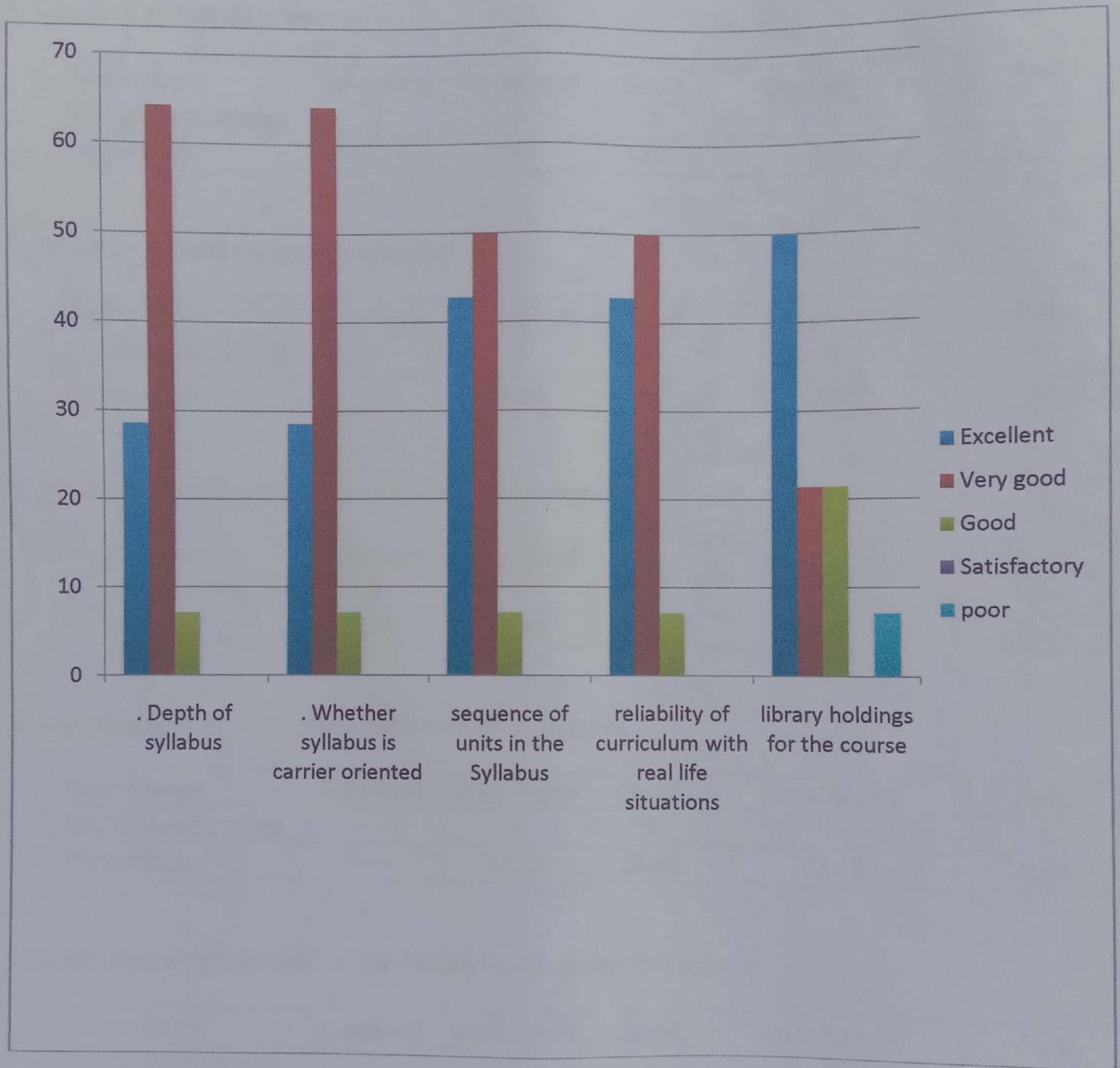
Respodents	Excellent	Very Good	Good	Satisfactory	Poor
No. Of Respodents	7	3	3	----	1
Percentage	50	21.42	21.42	----	7.14

Total Respondents = 14

ANALYSIS OF STUDENTS FEEDBACK FORM ON CURRICULUM

(2019-2020)

MSW



PRINCIPAL
NEHRU MEMORIAL COLLEGE
SULLIA, D.K. - 574 327

ANALYSIS OF STUDENTS FEEDBACK FORM ON CURRICULUM

(2019-2020)

MCom.

1. Depth of syllabus content is

Respodents	Excellent	Very Good	Good	Satisfactory	Poor
No. Of Respodents	5	6	3	1	----
Percentage	33.33	40	20	6.66	----

2. Whether syllabus is carrier oriented

Respodents	Excellent	Very Good	Good	Satisfactory	Poor
No. Of Respodents	1	7	6	1	----
Percentage	6.66	46.66	40	6.66	----

3. How do you rate sequence of units in the Syllabus

Respodents	Excellent	Very Good	Good	Satisfactory	Poor
No. Of Respodents	3	2	9	1	----
Percentage	20	13.33	60	6.66	----

4. The reliability of curriculum with real life situations

Respodents	Excellent	Very Good	Good	Satisfactory	Poor
No. Of Respodents	----	8	4	2	1
Percentage	----	53.33	26.66	13.33	6.66

5. What is your opinion about the library holdings for the course

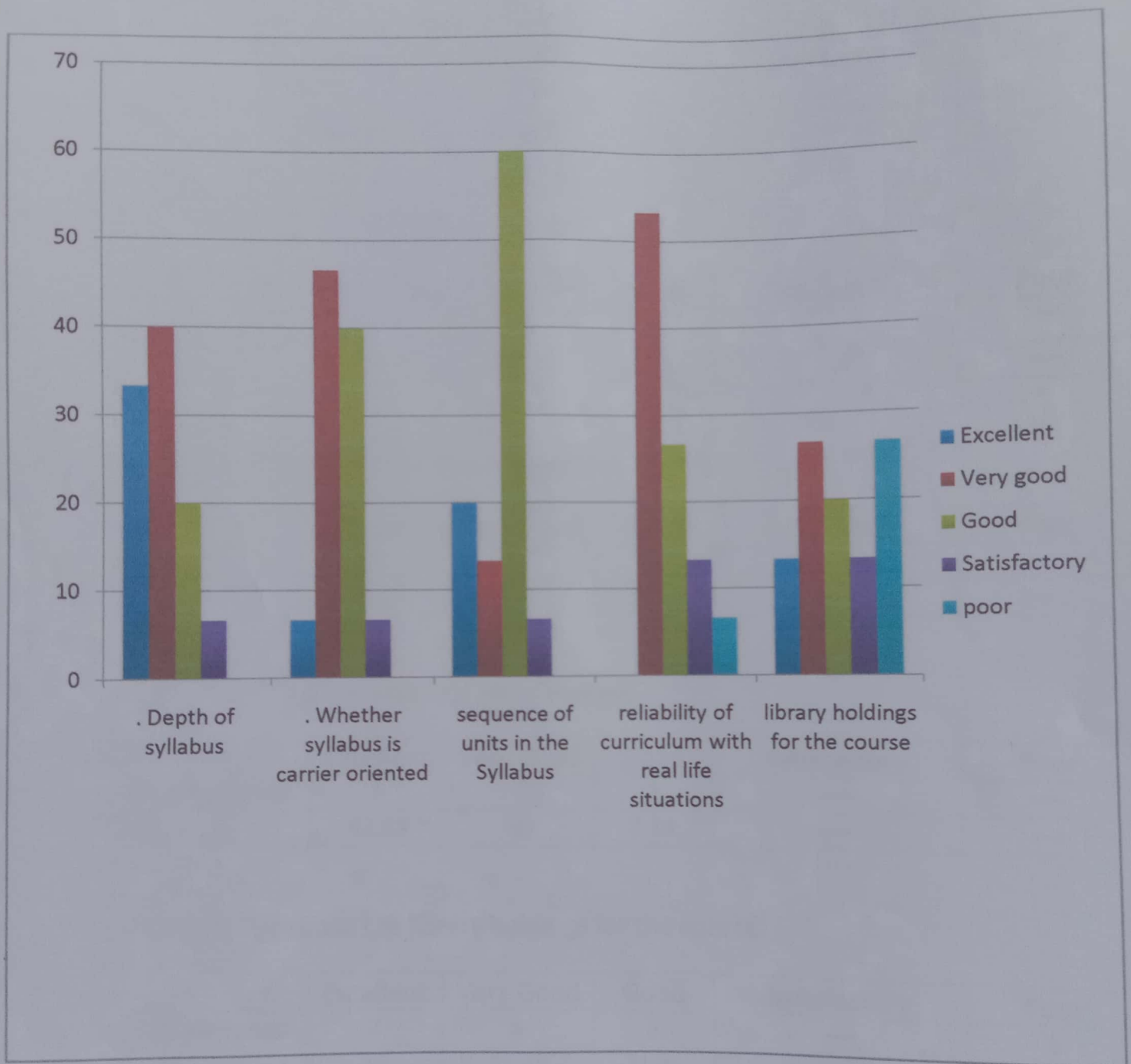
Respodents	Excellent	Very Good	Good	Satisfactory	Poor
No. Of Respodents	2	4	3	2	4
Percentage	13.33	26.66	20	13.33	26.66

Total Respondents = 15

ANALYSIS OF STUDENTS FEEDBACK FORM ON CURRICULUM

(2019-2020)

MCom.



PRINCIPAL
NEHRU MEMORIAL COLLEGE
SULLIA, D.K. - 574 327

NEHRU MEMORIAL COLLEGE, SULLIA

Feedback Form of Teacher Evaluation by students

Note: (a) Be Frank

(b) Please don't be prejudiced by your personal relationship with the concerned teacher

(c) Please give your opinion of Teacher's ability on the following skills.

(d) If the student filling the form has less than 75% attendance he/she is requested not to fill the form.

Name of the Department..... Year.....

Class..... Semester..... Date.....

Name of the Teacher.....

Subject Taught.....

In the following table Tick (v) the appropriate choice for each point

Sl. No	Skills	Rating				
		Excellent	Very Good	Good	Satisfactory	Poor
1	Punctuality & regularity					
2	Completion & Coverage of Syllabus					
3	Communication skills					
4	Sincerity/Commitment of the teacher					
5	Control mechanism in effectively Conducting the class					
6	Subject knowledge & preparation for Class					
7	Motivation provided to the student					
8	Provides helpful comments on internal & External exams					
9	Helps student in providing study material Which is not readily available in textbooks, journals, reference books etc.					
10	Skill of linking subject to life experience & creating interest in the subject.					
11	Ability to design quiz/ tests/assignment/ Examinations and projects to evaluate Students understanding the course					
12	Uses teaching aids/PPT/innovative teaching method					
13	Teacher interaction & guidance outside the class on academic matters/ Field work (for B.S.W)					
14	Helps students in realizing career goals					
15	Act as a role model					

ANALYSIS OF TEACHERS FEEDBACK FORM ON CURRICULUM

(2019-2020)

1. Depth of the course content including project work if any

Respodents	Very good	Good	Satisfactory	Unsatisfactory
No. Of Respodents	----	6	1	----
Percentage	----	85.71	14.28	----

2. Extent of coverage of course

Respodents	Very good	Good	Satisfactory	Unsatisfactory
No. Of Respodents	6	----	1	----
Percentage	85.71	----	14.28	----

3. Applicability/relevance to real life situations

Respodents	Very good	Good	Satisfactory	Unsatisfactory
No. Of Respodents	1	1	5	----
Percentage	14.28	14.28	71.42	----

4. Learning value (in terms of knowledge, concepts, manual skills, analytical abilities and broadening perspectives)

Respodents	Very good	Good	Satisfactory	Unsatisfactory
No. Of Respodents	----	4	3	----
Percentage		57.14	42.85	----

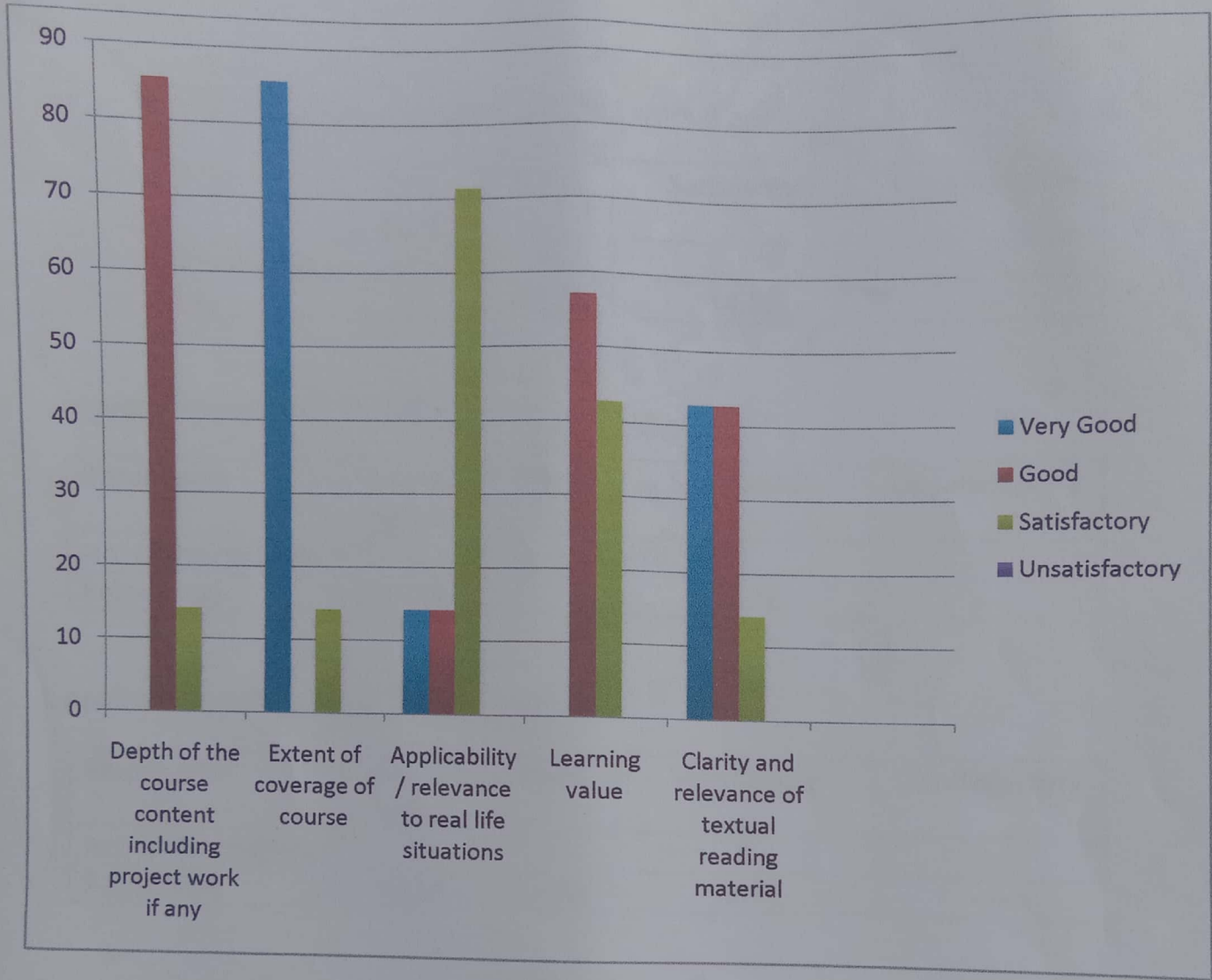
5. Clarity and relevance of textual reading material

Respodents	Very good	Good	Satisfactory	Unsatisfactory
No. Of Respodents	3	3	1	----
Percentage	42.85	42.85	14.28	----

Total Number of Respodents =7

ANALYSIS OF TEACHERS FEEDBACK FORM ON CURRICULUM

(2019-2020)



PRINCIPAL
NEHRU MEMORIAL COLLEGE
SULLIA, D.K. - 574 327

ANALYSIS OF PARENTS FEEDBACK FORM

(2019-2020)

1. Quality of teaching offered by the college

Respodents	Un satisfactory	Satisfactory	Good	Very Good	Excellent
No. Of Respodents	1	9	76	50	13
Percentage	0.67	6	51	33.55	8.72

2. Descipline maintained by the college

Respodents	Un satisfactory	Satisfactory	Good	Very Good	Excellent
No. Of Respodents	----	8	77	42	22
Percentage	----	5	51.67	28.18	14.76

3. Examination system adopted by the college

Respodents	Un satisfactory	Satisfactory	Good	Very Good	Excellent
No. Of Respodents	----	6	68	57	18
Percentage	----	4.02	45.63	38.25	12.08

4. Knowledge and communication skills acquired by your ward after admission to our college

Respodents	Un satisfactory	Satisfactory	Good	Very Good	Excellent
No. Of Respodents	2	14	67	52	14
Percentage	1.34	9.39	44.96	34.89	9.39

5. Student Mentoring

Respodents	Un satisfactory	Satisfactory	Good	Very Good	Excellent
No. Of Respodents	4	9	42	69	25
Percentage	2.68	6	28.18	46.30	16.77

6. Infrastructural facilities (library, laboratory, internet facility and other campus facility)

Respodents	Un satisfactory	Satisfactory	Good	Very Good	Excellent
No. Of Respodents	2	7	67	46	27
Percentage	1.34	4.69	44.96	30.87	18.12

7. Student counselling & Guidance

Respodents	Un satisfactory	Satisfactory	Good	Very Good	Excellent
No. Of Respodents	2	15	67	46	19
Percentage	1.34	10.06	44.96	30.87	12.75

8. Encouragement to students for participation in co-curricular, Extracurricular activities and

Sports

Respodents	Un satisfactory	Satisfactory	Good	Very Good	Excellent
No. Of Respodents	1	11	71	39	27
Percentage	0.67	7.38	47.65	26.17	18.12

9. Placement & career Guidance activity

Respodents	Un satisfactory	Satisfactory	Good	Very Good	Excellent
No. Of Respodents	3	25	81	33	7
Percentage	2.01	16.77	54.36	22.14	4.69

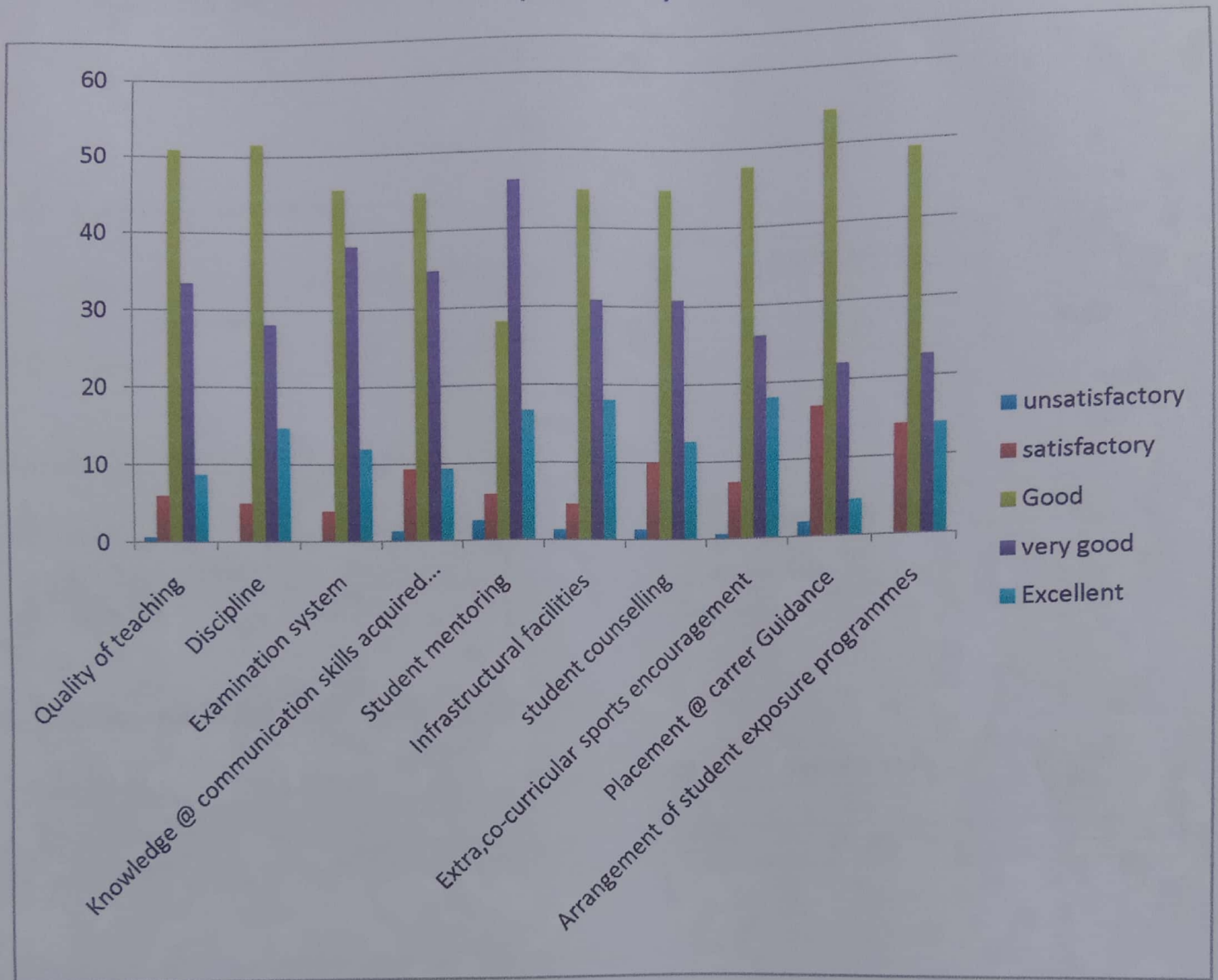
10. Programmes arranged by the college for student exposure

Respodents	Un satisfactory	Satisfactory	Good	Very Good	Excellent
No. Of Respodents	----	21	73	34	21
Percentage	----	14.09	48.99	22.81	14.09

Total Respondents - 149

ANALYSIS OF PARENTS FEEDBAK FORM

(2019-2020)




PRINCIPAL
NEHRU MEMORIAL COLLEGE
SULLIA, D.K. - 574 327

ANALYSIS OF STUDENTS FEEDBACK FORM ON CURRICULUM

(2019-2020)

BSc.

1. Depth of syllabus content is

Respodents	Excellent	Very Good	Good	Satisfactory	Poor
No. Of Respodents	18	60	46	6	4
Percentage	13.43	44.77	34.32	4.47	2.98

2. Whether syllabus is carrier oriented

Respodents	Excellent	Very Good	Good	Satisfactory	Poor
No. Of Respodents	12	54	46	16	6
Percentage	8.95	40.29	34.32	11.94	4.47

3. How do you rate sequence of units in the Syllabus

Respodents	Excellent	Very Good	Good	Satisfactory	Poor
No. Of Respodents	18	42	46	28	----
Percentage	13.43	31.34	34.32	20.89	----

4. The reliability of curriculum with real life situations

Respodents	Excellent	Very Good	Good	Satisfactory	Poor
No. Of Respodents	14	32	46	38	4
Percentage	10.44	23.88	34.32	28.35	2.98

5. What is your opinion about the library holdings for the course

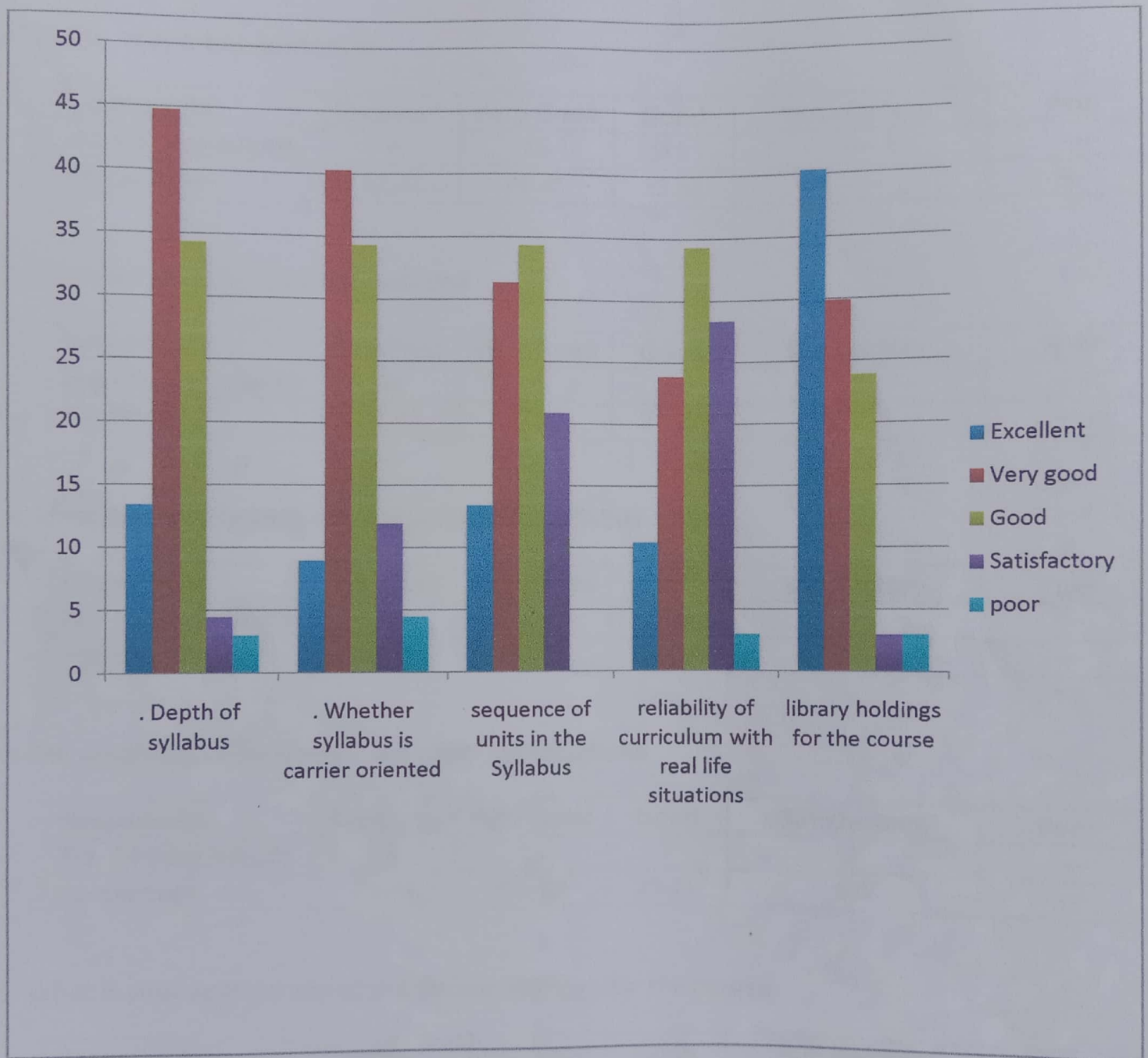
Respodents	Excellent	Very Good	Good	Satisfactory	Poor
No. Of Respodents	54	40	32	4	4
Percentage	40.29	29.85	23.88	2.98	2.98

Total Respondents = 134

ANALYSIS OF STUDENTS FEEDBACK FORM ON CURRICULUM

(2019-2020)

BSc.




PRINCIPAL
NEHRU MEMORIAL COLLEGE
SULLIA, D.K. - 574 327

ANALYSIS OF STUDENTS FEEDBACK FORM ON CURRICULUM

(2019-2020)

BA

1. Depth of syllabus content is

Respodents	Excellent	Very Good	Good	Satisfactory	Poor
No. Of Respodents	7	15	11	----	----
Percentage	21.21	45.45	33.33	----	----

2. Whether syllabus is carrier oriented

Respodents	Excellent	Very Good	Good	Satisfactory	Poor
No. Of Respodents	14	9	9	1	----
Percentage	42.42	27.27	27.27	3.0	----

3. How do you rate sequence of units in the Syllabus

Respodents	Excellent	Very Good	Good	Satisfactory	Poor
No. Of Respodents	7	13	12	1	----
Percentage	21.21	39.39	36.36	3.0	----

4. The reliability of curriculum with real life situations

Respodents	Excellent	Very Good	Good	Satisfactory	Poor
No. Of Respodents	11	13	7	2	----
Percentage	33.33	39.39	21.21	6.0	----

5. What is your opinion about the library holdings for the course

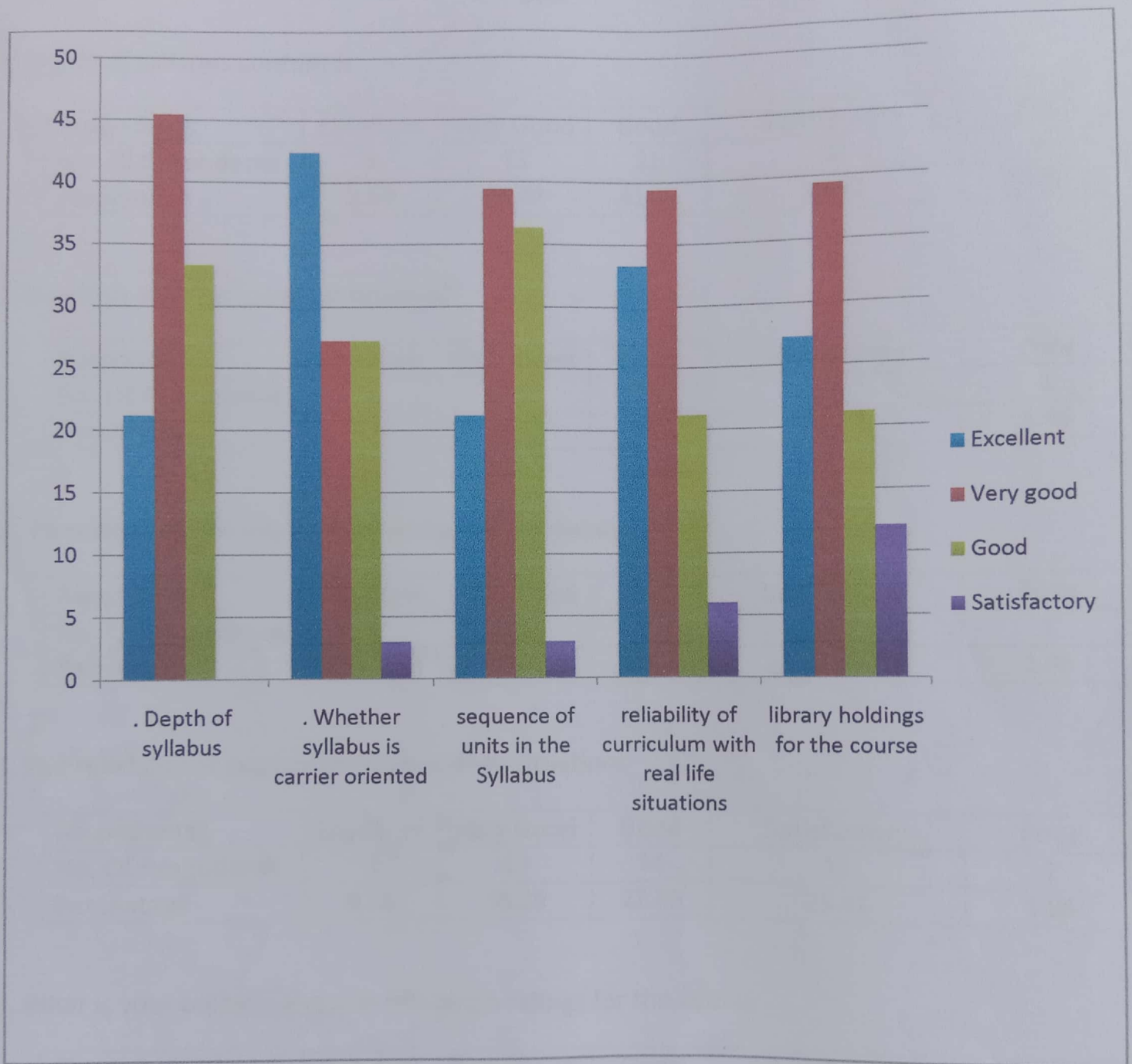
Respodents	Excellent	Very Good	Good	Satisfactory	Poor
No. Of Respodents	9	13	7	4	----
Percentage	27.27	39.39	21.21	12.12	----

Total Respondents = 33

ANALYSIS OF STUDENTS FEEDBACK FORM ON CURRICULUM

(2019-2020)

BA



PRINCIPAL
NEHRU MEMORIAL COLLEGE
SULLIA, D.K. - 574 327

ANALYSIS OF STUDENTS FEEDBACK FORM ON CURRICULUM

(2019-2020)

BBA

1. Depth of syllabus content is

Respodents	Excellent	Very Good	Good	Satisfactory	Poor
No. Of Respodents	5	13	21	10	2
Percentage	9.80	25.49	41.17	19.60	3.92

2. Whether syllabus is carrier oriented

Respodents	Excellent	Very Good	Good	Satisfactory	Poor
No. Of Respodents	5	15	19	11	1
Percentage	9.80	29.41	37.25	21.56	1.96

3. How do you rate sequence of units in the Syllabus

Respodents	Excellent	Very Good	Good	Satisfactory	Poor
No. Of Respodents	5	10	29	6	1
Percentage	9.80	19.60	56.86	11.76	1.96

4. The reliability of curriculum with real life situations

Respodents	Excellent	Very Good	Good	Satisfactory	Poor
No. Of Respodents	3	18	14	15	1
Percentage	5.88	35.29	27.45	29.41	1.96

5. What is your opinion about the library holdings for the course

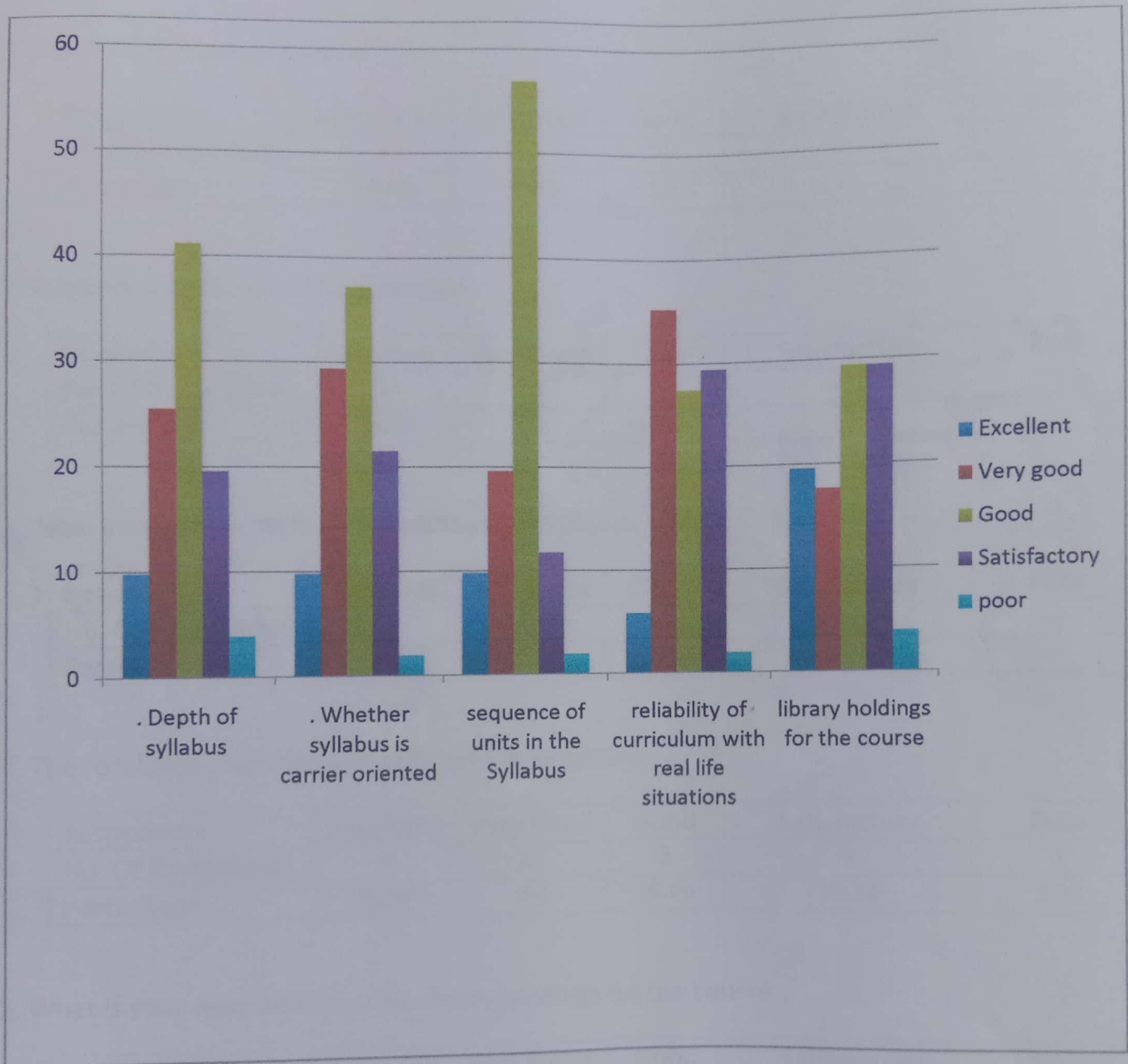
Respodents	Excellent	Very Good	Good	Satisfactory	Poor
No. Of Respodents	10	9	15	15	2
Percentage	19.6	17.64	29.41	29.41	3.92


Total Respondents =51

ANALYSIS OF STUDENTS FEEDBACK FORM ON CURRICULUM

(2019-2020)

BBA




PRINCIPAL
NEHRU MEMORIAL COLLEGE
SULLIA, D.K. - 574 327

ANALYSIS OF STUDENTS FEEDBACK FORM ON CURRICULUM

(2019-2020)

BSW

1. Depth of syllabus content is

Respodents	Excellent	Very Good	Good	Satisfactory	Poor
No. Of Respodents	5	16	9	----	----
Percentage	16.66	53.33	30	----	----

2. Whether syllabus is carrier oriented

Respodents	Excellent	Very Good	Good	Satisfactory	Poor
No. Of Respodents	7	18	5	----	----
Percentage	23.33	60	16.66	----	----

3. How do you rate sequence of units in the Syllabus

Respodents	Excellent	Very Good	Good	Satisfactory	Poor
No. Of Respodents	8	17	3	2	----
Percentage	26.66	56.66	10	6.66	----

4. The reliability of curriculum with real life situations

Respodents	Excellent	Very Good	Good	Satisfactory	Poor
No. Of Respodents	8	12	5	4	1
Percentage	26.66	40	16.66	13.33	3.33

5. What is your opinion about the library holdings for the course

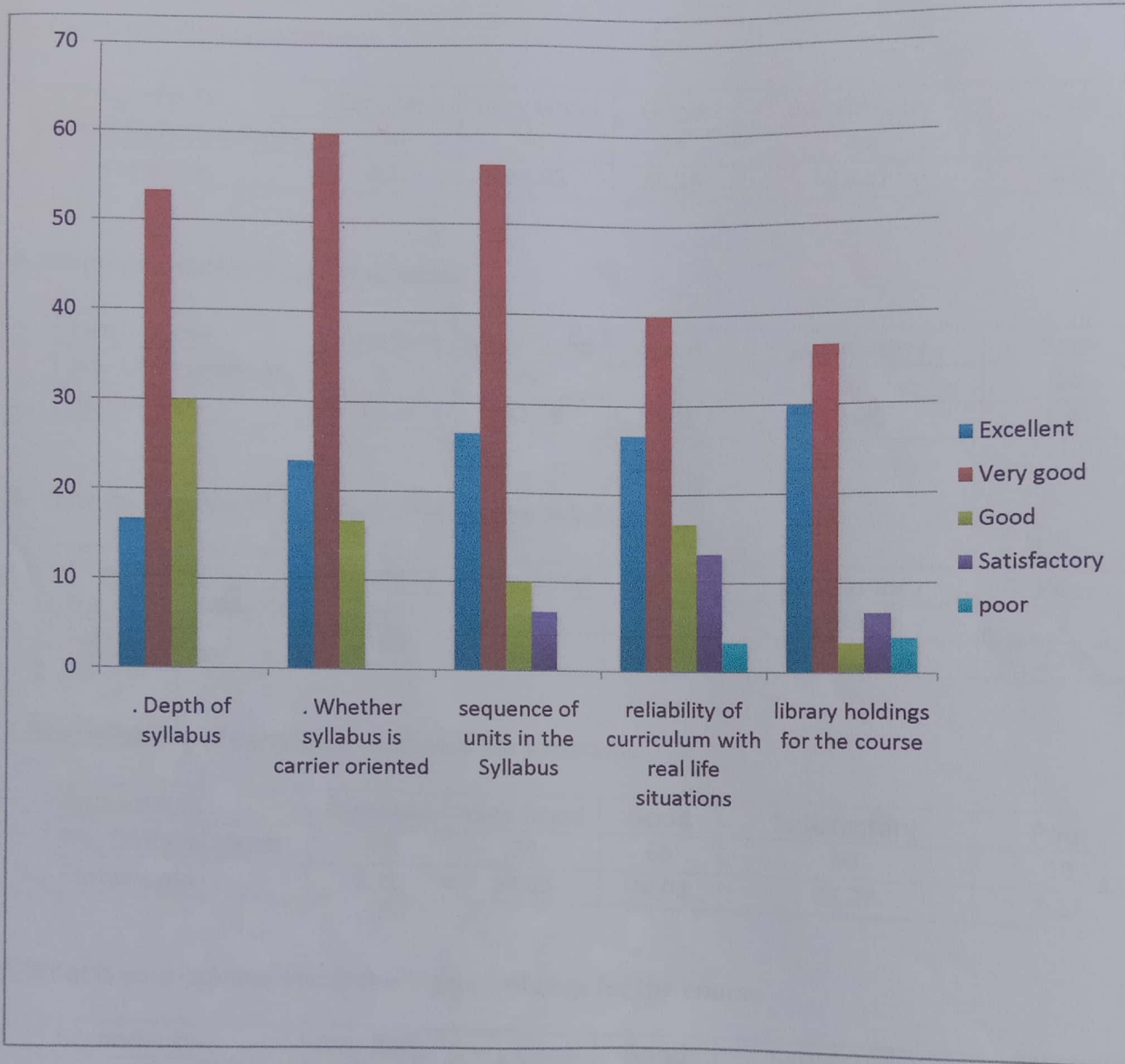
Respodents	Excellent	Very Good	Good	Satisfactory	Poor
No. Of Respodents	9	11	1	2	7
Percentage	30	36.66	3.33	6.66	23.33


Total Respondents =30

ANALYSIS OF STUDENTS FEEDBACK FORM ON CURRICULUM

(2019-2020)

BSW




PRINCIPAL
NEHRU MEMORIAL COLLEGE
SULLIA, D.K. - 574 327

ANALYSIS OF STUDENTS FEEDBACK FORM ON CURRICULUM

(2019-2020)

BCom.

1. Depth of syllabus content is

Respodents	Excellent	Very Good	Good	Satisfactory	Poor
No. Of Respodents	18	66	84	24	2
Percentage	9.27	34.02	43.29	12.37	1.03

2. Whether syllabus is carrier oriented

Respodents	Excellent	Very Good	Good	Satisfactory	Poor
No. Of Respodents	20	64	60	40	10
Percentage	10.30	32.98	30.92	20.61	5.51

3. How do you rate sequence of units in the Syllabus

Respodents	Excellent	Very Good	Good	Satisfactory	Poor
No. Of Respodents	4	48	104	36	2
Percentage	2.06	24.74	53.60	18.55	1.03

4. The reliability of curriculum with real life situations

Respodents	Excellent	Very Good	Good	Satisfactory	Poor
No. Of Respodents	14	54	66	50	10
Percentage	7.21	27.83	34.02	25.77	5.15

5. What is your opinion about the library holdings for the course

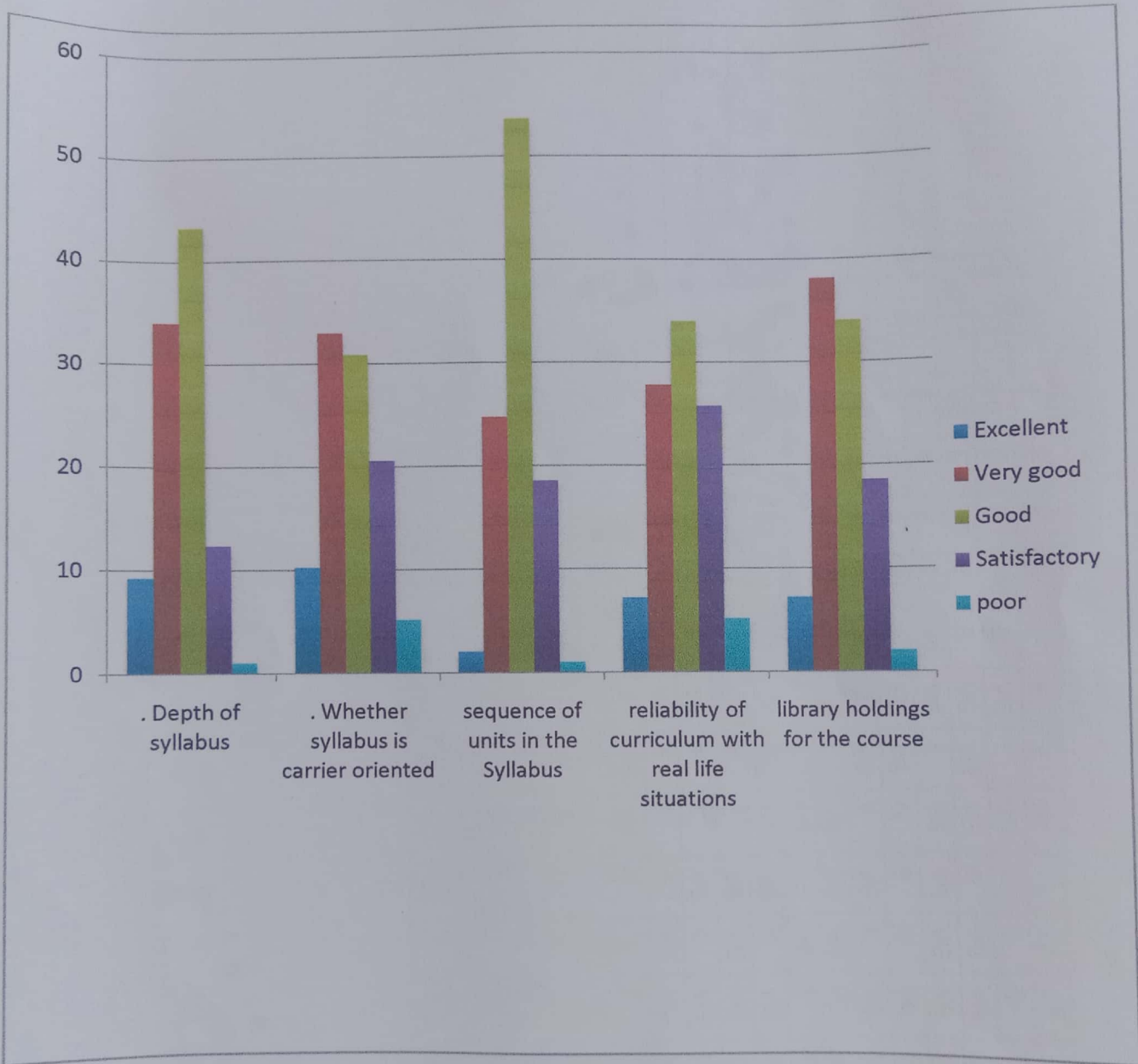
Respodents	Excellent	Very Good	Good	Satisfactory	Poor
No. Of Respodents	14	74	66	36	4
Percentage	7.21	38.14	34.02	18.55	2.06

Total Respondents =194

ANALYSIS OF STUDENTS FEEDBACK FORM ON CURRICULUM

(2019-2020)

BCom.



PRINCIPAL
NEHRU MEMORIAL COLLEGE
SULLIA, D.K. - 574 327

ANALYSIS OF ALUMNI FEEDBACK FORM ON CURRICULUM

(2019-2020)

1. Depth of Curriculum

Respodents	Excellent	Very Good	Good	Satisfactory	Poor
No. Of Respodents	18	50	10	----	----
Percentage	23.07	64.10	12.08	----	----

2. Relevance of the curriculum with Higher studies

Respodents	Excellent	Very Good	Good	Satisfactory	Poor
No. Of Respodents	16	44	18	----	----
Percentage	20.51	56.41	23.07	----	----

3. Relevance of the curriculum with respect to your current job

Respodents	Excellent	Very Good	Good	Satisfactory	Poor
No. Of Respodents	4	46	26	2	----
Percentage	5.12	58.97	33.33	2.56	----

4. The reliability of curriculum with real life situations

Respodents	Excellent	Very Good	Good	Satisfactory	Poor
No. Of Respodents	6	50	22	----	----
Percentage	7.69	64.10	28.20	----	----

5. Availability of reference books and their utility in curriculum

Respodents	Excellent	Very Good	Good	Satisfactory	Poor
No. Of Respodents	28	28	20	2	----
Percentage	35.89	35.89	25.64	2.56	----

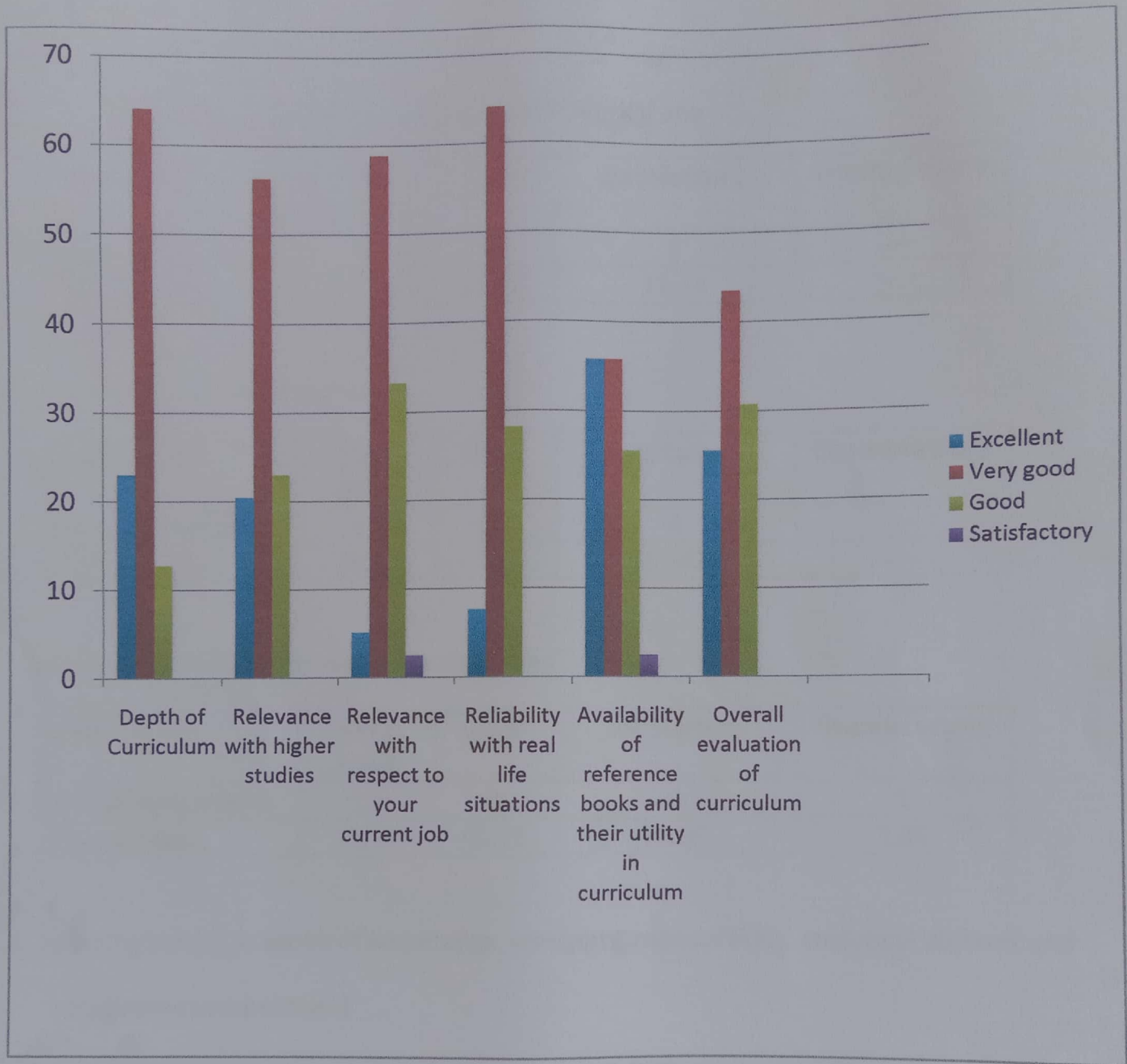
6. Overall evaluation of curriculum

Respodents	Excellent	Very Good	Good	Satisfactory	Poor
No. Of Respodents	20	34	24	----	----
Percentage	25.64	43.58	30.76	----	----

Total Respondents = 78

ANALYSIS OF ALUMNI FEEDBACK FORM ON CURRICULUM

(2019-2020)



PRINCIPAL
NEHRU MEMORIAL COLLEGE
SULLIA, D.K. - 574 327

ANALYSIS OF TEACHERS FEEDBACK FORM ON CURRICULUM

(2019-2020)

1. Depth of the course content including project work if any

Respodents	Very good	Good	Satisfactory	Unsatisfactory
No. Of Respodents	11	18	6	----
Percentage	31.42	51.42	17.14	----

2. Extent of coverage of course

Respodents	Very good	Good	Satisfactory	Unsatisfactory
No. Of Respodents	10	21	4	----
Percentage	28.57	60	11.42	----

3. Applicability/relevance to real life situations

Respodents	Very good	Good	Satisfactory	Unsatisfactory
No. Of Respodents	10	16	8	1
Percentage	28.57	45.71	22.85	2.85

4. Learning value (in terms of knowledge, concepts, manual skills, analytical abilities and broadening perspectives)

Respodents	Very good	Good	Satisfactory	Unsatisfactory
No. Of Respodents	15	14	5	1
Percentage	42.85	40	14.28	2.85

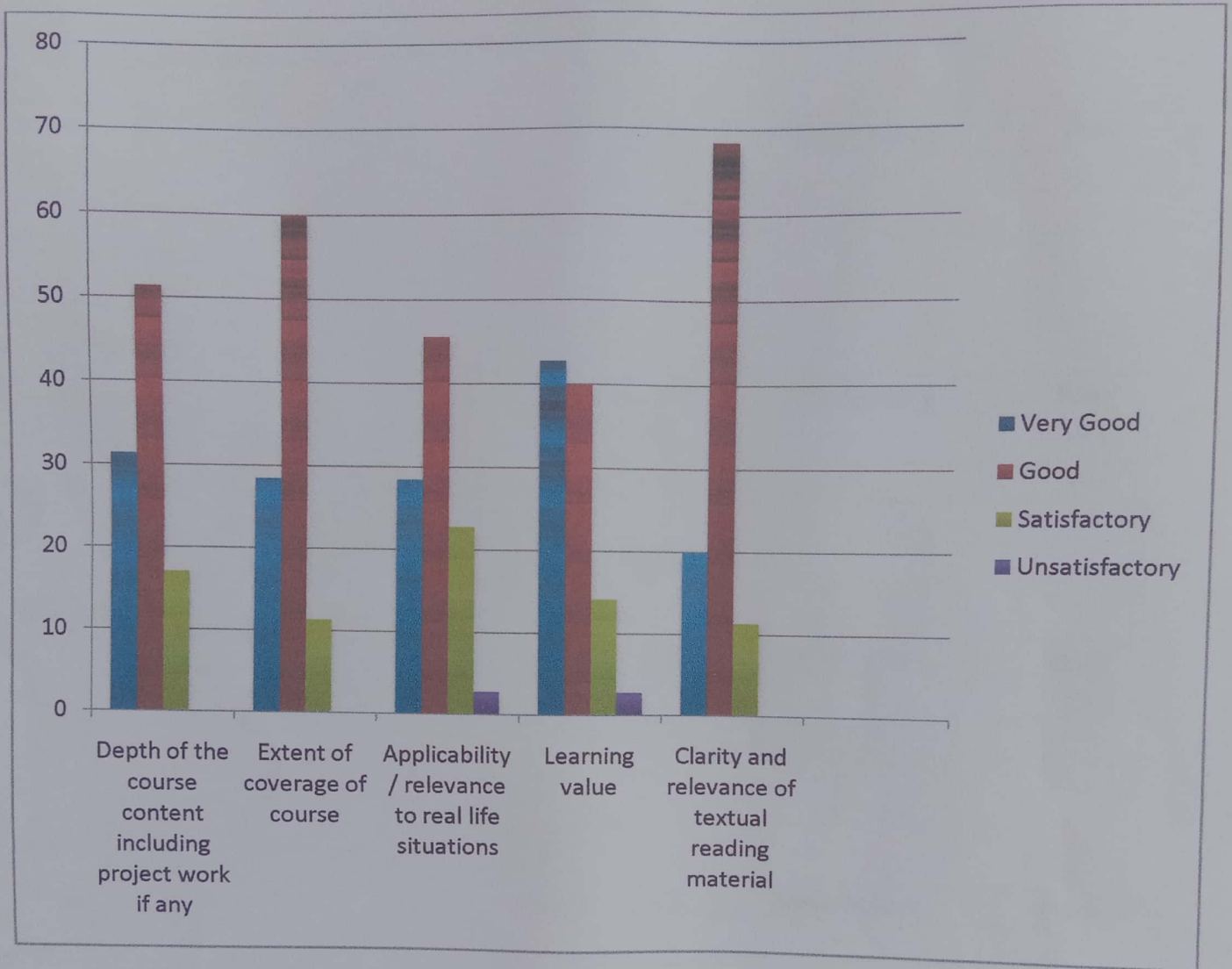
5. Clarity and relevance of textual reading material

Respodents	Very good	Good	Satisfactory	Unsatisfactory
No. Of Respodents	7	24	4	----
Percentage	20	68.57	11.42	----

Total Number of Respodents =35

ANALYSIS OF TEACHERS FEEDBACK FORM ON CURRICULUM

(2019-2020)



PRINCIPAL
NEHRU MEMORIAL COLLEGE
SULLIA, D.K. - 574 327