

## ANALYSIS OF PARENTS FEEDBACK FORM

(2018-2019)

### 1. Quality of teaching offered by the college

Respodents	Un satisfactory	Satisfactory	Good	Very Good	Excellent
No. Of Respodents	----	28	157	100	33
Percentage	----	8.8	49.3	31.4	10.3

### 2. Discipline maintained by the college

Respodents	Un satisfactory	Satisfactory	Good	Very Good	Excellent
No. Of Respodents	1	23	132	124	38
Percentage	0.3	7.23	41.5	38.9	11.94

### 3. Examination system adopted by the college

Respodents	Un satisfactory	Satisfactory	Good	Very Good	Excellent
No. Of Respodents	1	22	147	106	42
Percentage	0.3	6.91	46.2	33.3	13.2

### 4. Knowledge and communication skills acquired by your ward after admission to our college

Respodents	Un satisfactory	Satisfactory	Good	Very Good	Excellent
No. Of Respodents	1	37	169	84	27
Percentage	0.3	11.6	53.1	26.4	8.4

### 5. Student Mentoring

Respodents	Un satisfactory	Satisfactory	Good	Very Good	Excellent
No. Of Respodents	----	16	128	116	58
Percentage	----	5	40.2	36.4	18.2

6. Infrastructural facilities (library, laboratory, internet facility and other campus facility)

Respodents	Un satisfactory	Satisfactory	Good	Very Good	Excellent
No. Of Respodents	----	21	147	113	37
Percentage	----	6.6	46.2	35.5	11.6

7. Student counselling & Guidance

Respodents	Un satisfactory	Satisfactory	Good	Very Good	Excellent
No. Of Respodents	----	30	142	112	34
Percentage	----	9.4	44.6	35.2	10.6

8. Encouragement to students for participation in co-curricular, Extracurricular activities and Sports

Respodents	Un satisfactory	Satisfactory	Good	Very Good	Excellent
No. Of Respodents	----	32	149	108	29
Percentage	----	10	46.8	33.9	9.1

9. Placement & career Guidance activity

Respodents	Un satisfactory	Satisfactory	Good	Very Good	Excellent
No. Of Respodents	5	54	140	87	32
Percentage	1.5	16.9	44	27.3	10

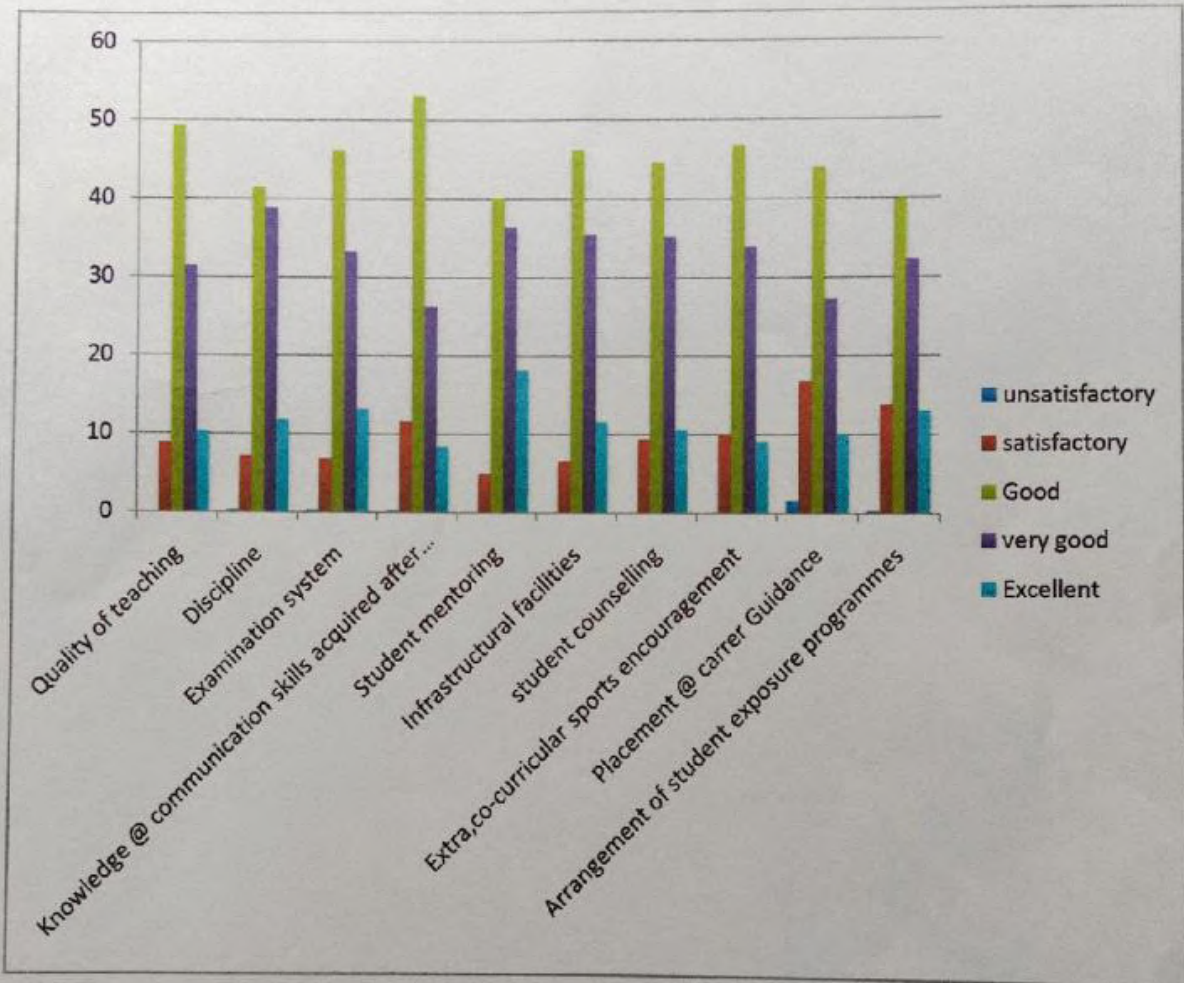
10. Programmes arranged by the college for student exposure

Respodents	Un satisfactory	Satisfactory	Good	Very Good	Excellent
No. Of Respodents	1	44	127	103	43
Percentage	0.3	13.8	39.9	32.3	13.5

Total Respondents - 318

# ANALYSIS OF PARENTS FEEDBAK FORM

(2018-2019)



*[Handwritten signature]*

## ANALYSIS OF ALUMNI FEEDBACK FORM ON CURRICULUM

(2018-2019)

### 1. Depth of Curriculum

Respodents	Excellent	Very Good	Good	Satisfactory	Poor
No. Of Respodents	6	51	13	---	---
Percentage	8.5	72.8	18.5	---	---

### 2. Relevance of the curriculum with Higher studies

Respodents	Excellent	Very Good	Good	Satisfactory	Poor
No. Of Respodents	8	40	22	---	---
Percentage	11.4	57.14	31.4	---	---

### 3. Relevance of the curriculum with respect to your current job

Respodents	Excellent	Very Good	Good	Satisfactory	Poor
No. Of Respodents	8	31	31	---	---
Percentage	11.4	44.2	44.2	---	---

### 4. The reliability of curriculum with real life situations

Respodents	Excellent	Very Good	Good	Satisfactory	Poor
No. Of Respodents	12	35	23	---	---
Percentage	17.1	50	32.8	---	---

### 5. Availability of reference books and their utility in curriculum

Respodents	Excellent	Very Good	Good	Satisfactory	Poor
No. Of Respodents	23	30	17	---	---
Percentage	32.8	42.8	24.2	---	---

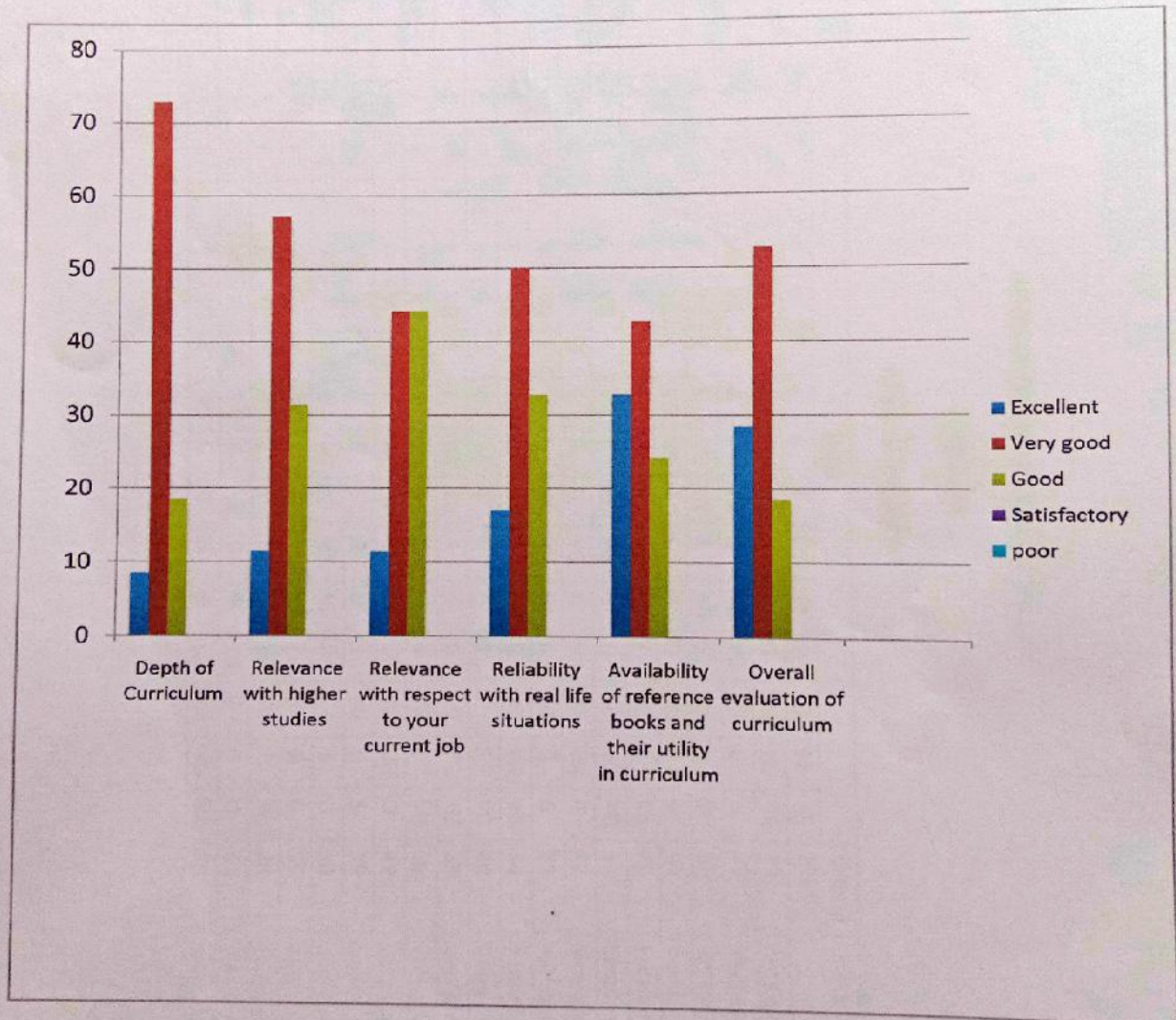
### 6. Overall evaluation of curriculum

Respodents	Excellent	Very Good	Good	Satisfactory	Poor
No. Of Respodents	20	37	13	---	---
Percentage	28.5	52.8	18.5	---	---

Total Respondents = 70

## ANALYSIS OF ALUMNI FEEDBACK FORM ON CURRICULUM

(2018-2019)



*[Handwritten signature]*

## ANALYSIS OF STUDENTS FEEDBACK FORM ON CURRICULUM

(2018-2019)

BSc.

1. Depth of syllabus content is

Respodents	Excellent	Very Good	Good	Satisfactory	Poor
No. Of Respodents	19	25	36	9	1
Percentage	21.1	27.7	40	10	1.1

2. Whether syllabus is carrier oriented

Respodents	Excellent	Very Good	Good	Satisfactory	Poor
No. Of Respodents	8	22	42	14	4
Percentage	8.8	24.4	46.6	15.5	4.4

3. How do you rate sequence of units in the Syllabus

Respodents	Excellent	Very Good	Good	Satisfactory	Poor
No. Of Respodents	5	26	34	22	3
Percentage	5.5	28.8	37.7	24.4	3.3

4. The reliability of curriculum with real life situations

Respodents	Excellent	Very Good	Good	Satisfactory	Poor
No. Of Respodents	6	16	39	22	7
Percentage	6.6	17.7	43.3	24.4	7.7

5. What is your opinion about the library holdings for the course

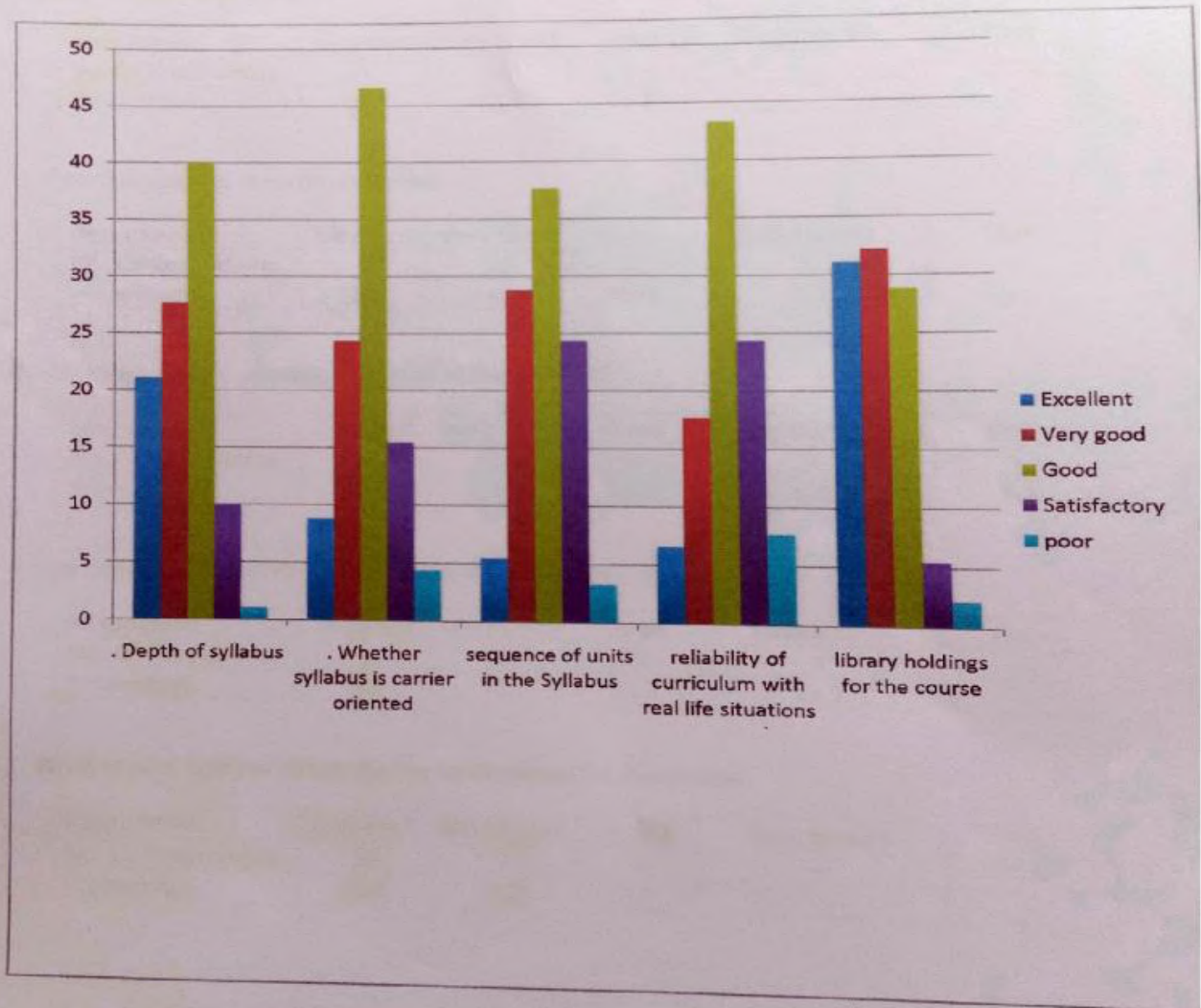
Respodents	Excellent	Very Good	Good	Satisfactory	Poor
No. Of Respodents	28	29	26	5	2
Percentage	31.1	32.2	28.8	5.5	2.2

Total Respondents = 90



## ANALYSIS OF STUDENTS FEEDBACK FORM ON CURRICULUM

(2018-2019)



*[Handwritten signature]*

## ANALYSIS OF STUDENTS FEEDBACK FORM ON CURRICULUM

(2018-2019)

BA

1. Depth of syllabus content is

Respodents	Excellent	Very Good	Good	Satisfactory	Poor
No. Of Respodents	4	22	4	---	---
Percentage	13.3	73.3	13.3	---	---

2. Whether syllabus is carrier oriented

Respodents	Excellent	Very Good	Good	Satisfactory	Poor
No. Of Respodents	6	12	11	1	---
Percentage	20	40	36.6	3.3	---

3. How do you rate sequence of units in the Syllabus

Respodents	Excellent	Very Good	Good	Satisfactory	Poor
No. Of Respodents	11	12	4	2	1
Percentage	36.6	40	13.3	6.6	3.3

4. The reliability of curriculum with real life situations

Respodents	Excellent	Very Good	Good	Satisfactory	Poor
No. Of Respodents	3	13	10	4	---
Percentage	10	43.3	33.3	13.3	---

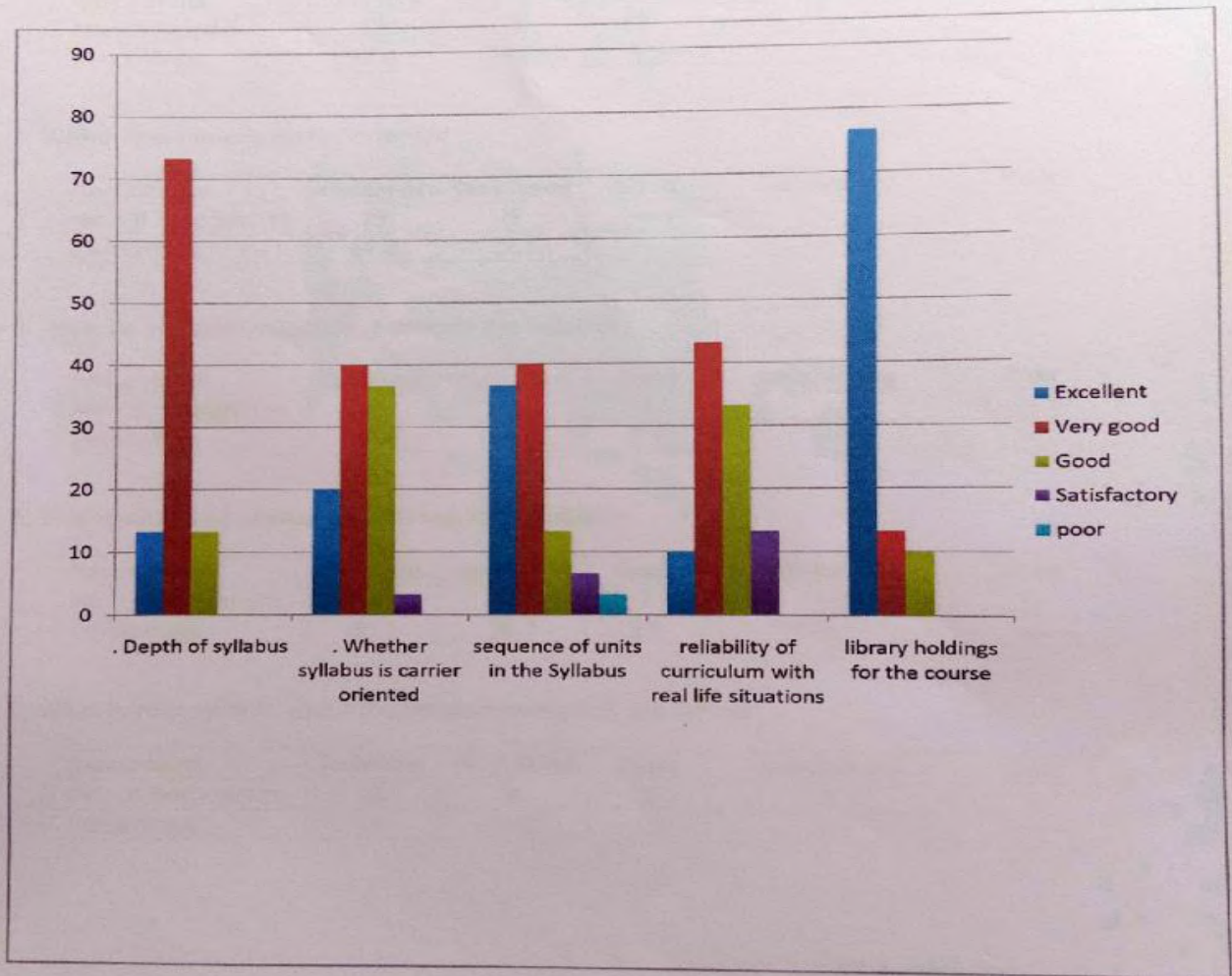
5. What is your opinion about the library holdings for the course

Respodents	Excellent	Very Good	Good	Satisfactory	Poor
No. Of Respodents	23	4	3	---	---
Percentage	76.6	13.3	10	---	---

Total Respondents = 30



## ANALYSIS OF STUDENTS FEEDBACK FORM ON CURRICULUM (2018-2019)



*[Handwritten Signature]*

## ANALYSIS OF STUDENTS FEEDBACK FORM ON CURRICULUM

(2018-2019)

### BSW

1. Depth of syllabus content is

Respodents	Excellent	Very Good	Good	Satisfactory	Poor
No. Of Respodents	19	8	1	---	---
Percentage	67.8	28.5	3.5	---	---

2. Whether syllabus is carrier oriented

Respodents	Excellent	Very Good	Good	Satisfactory	Poor
No. Of Respodents	19	9	---	---	---
Percentage	67.8	32.1	---	---	---

3. How do you rate sequence of units in the Syllabus

Respodents	Excellent	Very Good	Good	Satisfactory	Poor
No. Of Respodents	15	11	2	---	---
Percentage	53.5	39.2	7.1	---	---

4. The reliability of curriculum with real life situations

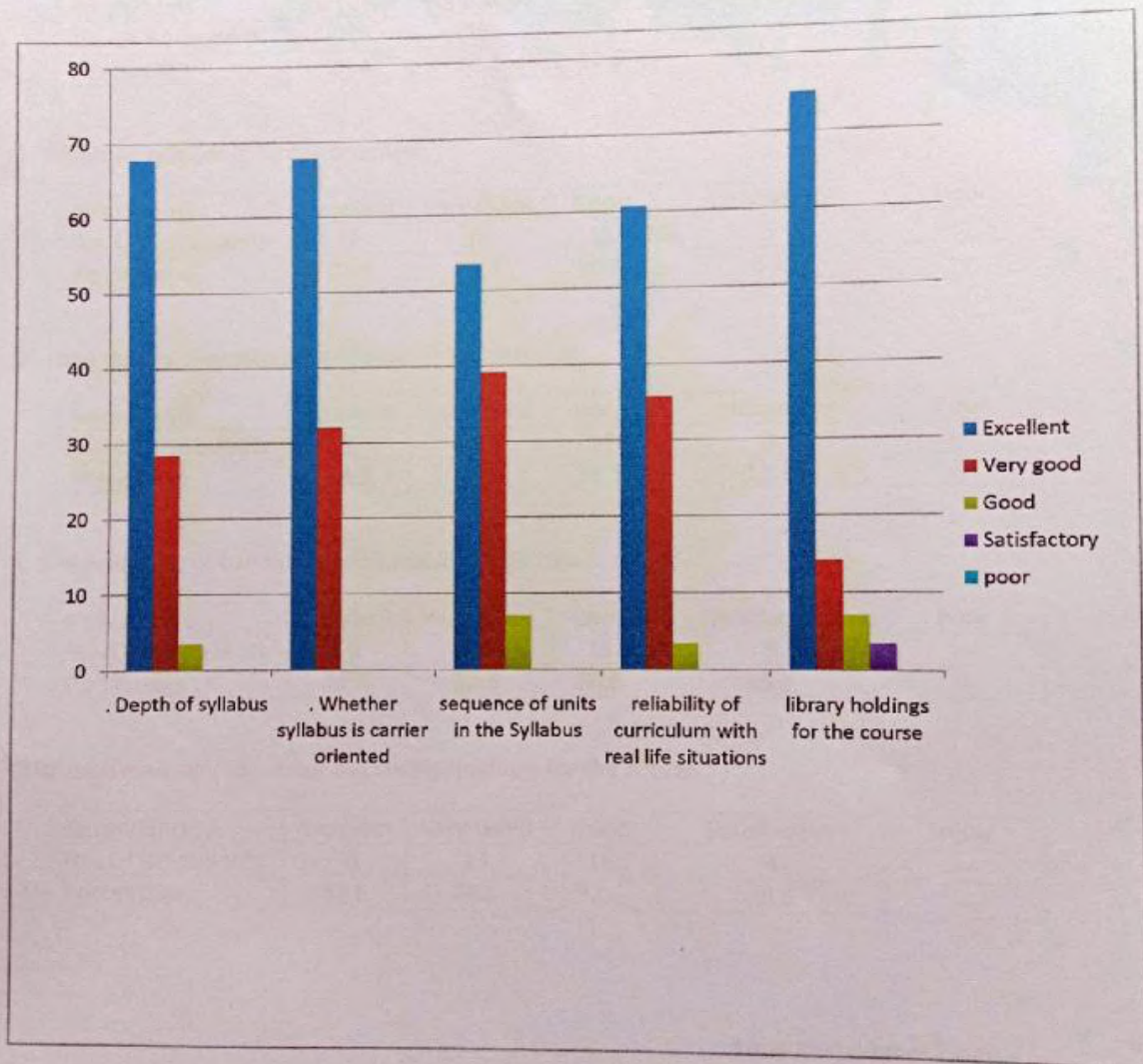
Respodents	Excellent	Very Good	Good	Satisfactory	Poor
No. Of Respodents	17	10	1	---	---
Percentage	60.7	35.7	3.5	---	---

5. What is your opinion about the library holdings for the course

Respodents	Excellent	Very Good	Good	Satisfactory	Poor
No. Of Respodents	21	4	2	1	---
Percentage	75	14.2	7.1	3.5	---

Total Respondents = 28

# ANALYSIS OF STUDENTS FEEDBACK FORM ON CURRICULUM (2018-2019)



*[Handwritten signature]*

## ANALYSIS OF STUDENTS FEEDBACK FORM ON CURRICULUM

(2018-2019)

BBA

1. Depth of syllabus content is

Respodents	Excellent	Very Good	Good	Satisfactory	Poor
No. Of Respodents	10	19	20	---	---
Percentage	20.4	38.7	40.8	---	---

2. Whether syllabus is carrier oriented

Respodents	Excellent	Very Good	Good	Satisfactory	Poor
No. Of Respodents	12	19	15	3	---
Percentage	24.4	38.7	30.6	6.1	---

3. How do you rate sequence of units in the Syllabus

Respodents	Excellent	Very Good	Good	Satisfactory	Poor
No. Of Respodents	9	20	14	6	---
Percentage	18.3	40.8	28.5	12.2	---

4. The reliability of curriculum with real life situations

Respodents	Excellent	Very Good	Good	Satisfactory	Poor
No. Of Respodents	10	16	15	8	---
Percentage	20.4	32.6	30.6	16.3	---

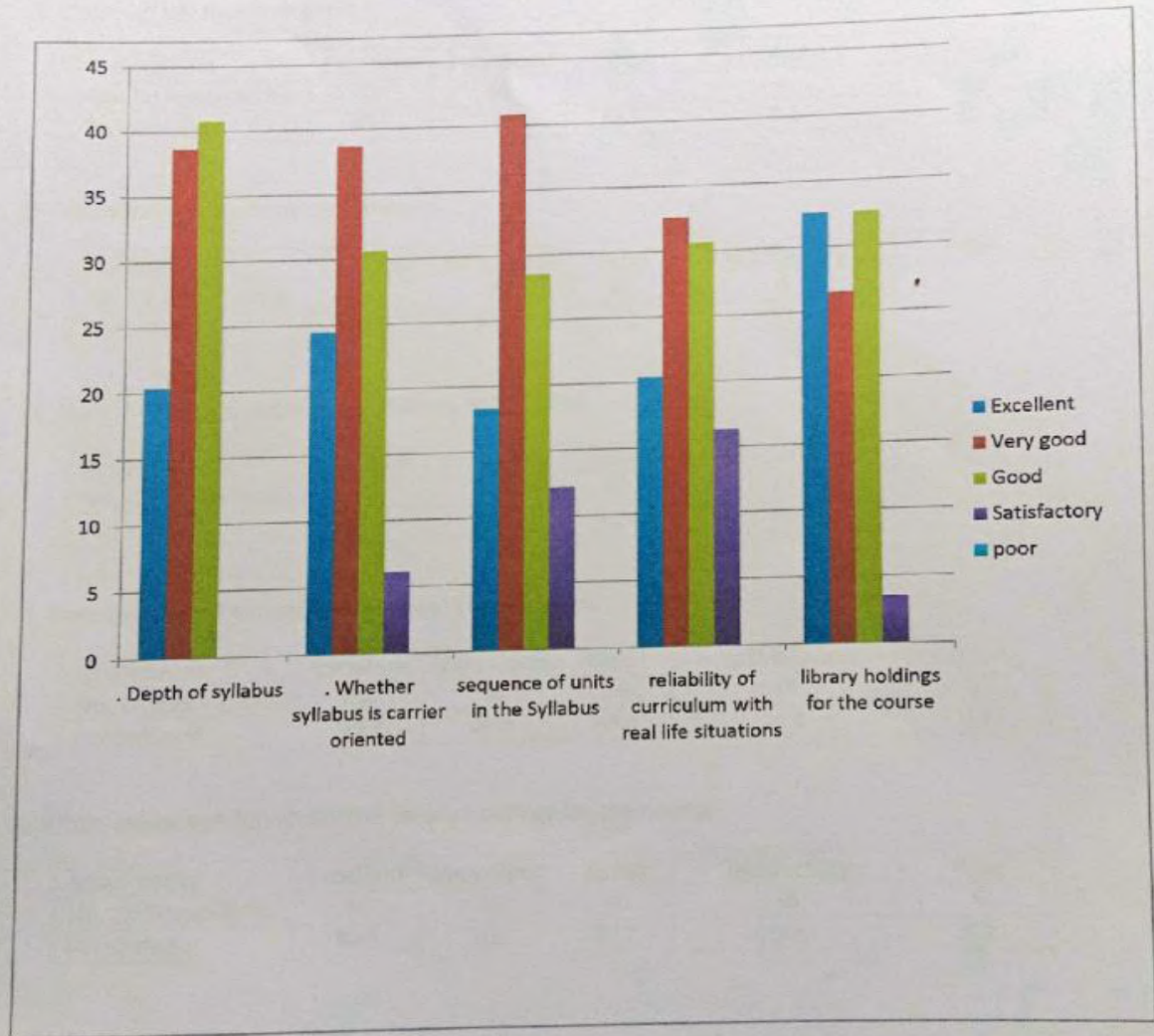
5. What is your opinion about the library holdings for the course

Respodents	Excellent	Very Good	Good	Satisfactory	Poor
No. Of Respodents	16	13	16	4	---
Percentage	32.6	26.5	32.6	28.5	---

Total Respondents = 49



ANALYSIS OF STUDENTS FEEDBACK FORM ON CURRICULUM  
(2018-2019)



*[Handwritten signature]*

## ANALYSIS OF STUDENTS FEEDBACK FORM ON CURRICULUM

(2018-2019)

### BCOM

1. Depth of syllabus content is

Respodents	Excellent	Very Good	Good	Satisfactory	Poor
No. Of Respodents	44	46	48	6	---
Percentage	30.5	31.9	33.3	4.1	---

2. Whether syllabus is carrier oriented

Respodents	Excellent	Very Good	Good	Satisfactory	Poor
No. Of Respodents	20	74	42	8	---
Percentage	13.8	51.3	29.1	5.5	---

3. How do you rate sequence of units in the Syllabus

Respodents	Excellent	Very Good	Good	Satisfactory	Poor
No. Of Respodents	12	58	60	14	---
Percentage	8.3	40.2	41.6	9.7	---

4. The reliability of curriculum with real life situations

Respodents	Excellent	Very Good	Good	Satisfactory	Poor
No. Of Respodents	22	38	66	16	2
Percentage	15.2	26.3	45.8	11.1	1.3

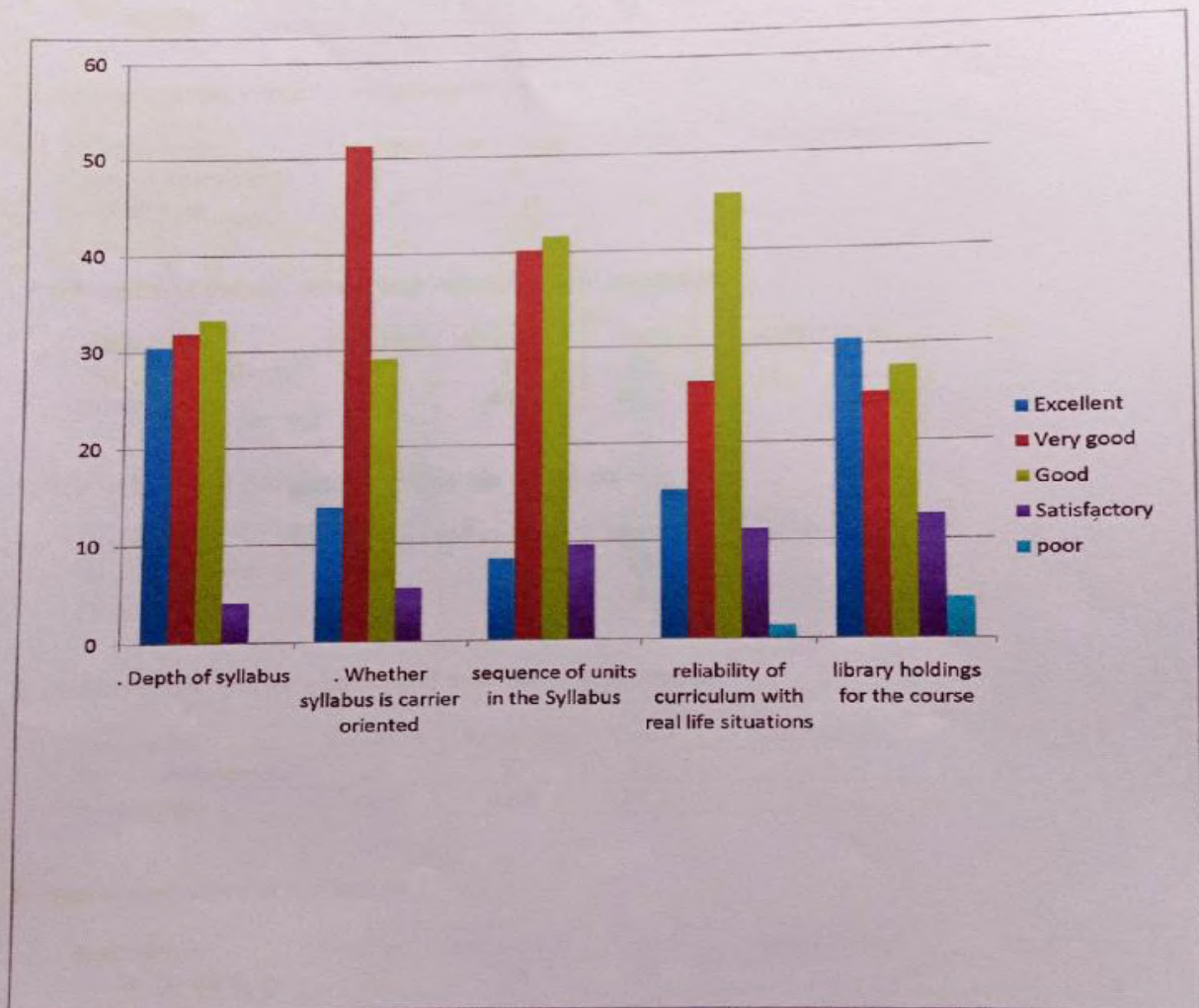
5. What is your opinion about the library holdings for the course

Respodents	Excellent	Very Good	Good	Satisfactory	Poor
No. Of Respodents	44	36	40	18	6
Percentage	30.5	25	27.7	12.5	4.1

Total Respondents = 144



## ANALYSIS OF STUDENTS FEEDBACK FORM ON CURRICULUM (2018-2019)



*[Handwritten signature]*